

*Bella Collina Community
Development District*

Agenda

May 14, 2026

AGENDA

Bella Collina

Community Development District

219 E. Livingston Street, Orlando FL, 32801

Phone: 407-841-5524 – Fax: 407-839-1526

May 7, 2026

Board of Supervisors
Bella Collina Community
Development District

Dear Board Members:

The regular meeting of the Board of Supervisors of the Bella Collina Community Development District will be held **Thursday, May 14, 2026 at 10:00 a.m. at the Siena at Bella Collina, 16300 County Road 455, Montverde, Florida.** Following is the advance agenda for the regular meeting:

1. Roll Call
2. Public Comment Period
3. Approval of Minutes of the April 9, 2026 Meeting
4. Consideration of Change Order #3 from Mack Concrete Industries, Inc.
5. Ratification of Series 2024 Requisitions #57, #59 - #61
6. Staff Reports
 - A. Attorney
 - B. Engineer
 - C. District Manager's Report
 - i. Approval of Check Register
 - ii. Balance Sheet and Income Statement
 - iii. Presentation of Number of Registered Voters - 651
 - iv. SBA Florida PRIME Monthly Summary Report
 - D. Field Manager's Report
 - i. Consideration of Proposal from D.P.R. Excavation, Inc. for Vetta Drive Stormwater Drainage System Modification
 - ii. Consideration of Proposal from Service Solutions South for RAS Pump Remote Control
 - iii. Consideration of Proposal for Pine Island Remote Alarm Capability - *Under Separate Cover*
7. Other Business
8. Supervisor's Requests
9. Adjournment

The balance of the agenda will be discussed at the meeting. In the meantime, if you have any questions, please contact me.

Sincerely,

George S. Flint

George S. Flint
District Manager

Cc: Jan Carpenter, District Counsel
Steve Boyd, District Engineer
Paul Simonson, DCS Real Estate Investments

Enclosures

MINUTES

MINUTES OF MEETING
BELLA COLLINA
COMMUNITY DEVELOPMENT DISTRICT

The regular meeting of the Board of Supervisors of the Bella Collina Community Development District was held on Thursday, April 9, 2026 at 10:00 a.m. at Sienna at Bella Collina, 16300 County Road 445, Montverde, Florida.

Present and constituting a quorum were:

Randall Greene	Chairman
David Burman	Vice Chairman
Duane Owen	Assistant Secretary
Andy Gorrill <i>by phone</i>	Assistant Secretary
Jeremy Spry	Assistant Secretary

Also present were:

George Flint	District Manager
Jay Lazarovich	District Counsel
Robert Szozda	Field Manager

FIRST ORDER OF BUSINESS

Roll Call

Mr. Flint called the meeting to order.

SECOND ORDER OF BUSINESS

Public Comment Period

Mr. Flint: Next is public comment period. We just have the Board members and staff here.

THIRD ORDER OF BUSINESS

Approval of Minutes of the February 12, 2026 Meeting

Mr. Flint: We'll move on to approval of the minutes from your February 12, 2026 meeting.

Did the Board have any comments or corrections to the February minutes?

Mr. Burman: No changes. I'll motion to approve the minutes.

On MOTION by Mr. Burman, seconded by Mr. Owen, with all in favor, the Minutes of the February 12, 2026 Meeting, were approved, as presented.
--

FOURTH ORDER OF BUSINESS

Consideration of Change Order #1 from D.P.R. Excavation, Inc. for Volterra Point Storm Drainage System Modification

Mr. Flint: Item four is Change Order #1 from D.P.R. excavation for Volterra Point storm drainage system modification. You had approved an agreement with D.P.R. to address some drainage issues on Volterra Point. Not included in the proposal was rip rap for the discharge area, the mitered end where it discharges. It was apparent that was necessary, so this change order was presented to do the rip rap and we're asking the Board to approve it.

Mr. Lazarovich: How much was it, George?

Mr. Flint: \$3,500.

Mr. Szozda: I think that includes the grass here, but that's okay.

On MOTION by Mr. Greene, seconded by Mr. Burman, with all in favor, Change Order #1 from D.P.R. Excavation Inc. for Volterra Point Storm Drainage System Modification, was approved.

FIFTH ORDER OF BUSINESS

Ratification of Proposal from General Utilities Corporation for Pine Island WWTP Chlorination System Repairs

Mr. Flint: The next item is ratification of a proposal from General Utilities for wastewater treatment plant chlorination system repairs.

Mr. Szozda: There were several things we had to do when we went into coating the inside of the tank. We ended up with extra material and ended up into the contact chamber. We had to divert some of the water to the pond. In the process of that, the chlorination system got plugged up and they went in and repaired and did some cleaning and flushing and did several activities to eventually get it back onto line so that we could legally discharge into the golf pond.

On MOTION by Mr. Greene, seconded by Mr. Spry, with all in favor, the Proposal from General Utilities Corporation for Pine Island WWTP Chlorination System Repairs, was ratified.

SIXTH ORDER OF BUSINESS

Consideration of Resolution 2026-04 Approving the Proposed Fiscal Year 2027 Budget and Setting a Public Hearing

Mr. Flint: Each year the Board is required to approve a proposed budget and set the public hearing for its final consideration. The proposed budget is not binding on the Board. It's a legal requirement that you approve an initial form of the budget, and you set the public hearing for its

final consideration at least 60 days from the date you approve the proposed budget. We are recommending your July 9, 2026 meeting for the public hearing at 10:00 a.m. in this location. That is July 4th week, so hopefully we don't have an issue with availability for quorum. Attached to the resolution as Exhibit A is the proposed budget. Again, this is not binding. It doesn't contemplate any increases in the O&M assessment levels. We will be continuing to refine this budget between now and July 9 when you consider the final version of it. Are there any questions on the proposed budget or any issues with the July 9 meeting date?

Mr. Greene: I don't have any issues with it.

Mr. Flint: Okay. If you have any questions on the budget between now and the hearing, feel free to reach out. We can discuss it at the meeting, too.

Mr. Greene: Okay.

On MOTION by Mr. Greene, seconded by Mr. Owen, with all in favor, Resolution 2026-04 Approving the Proposed Fiscal Year 2027 Budget and Setting a Public Hearing for July 9, 2026 at 10:00 a.m., was approved.

SEVENTH ORDER OF BUSINESS

Consideration of Series 2024 Requisition #58 – Added

Mr. Flint: We added item seven. This is consideration of Requisition #58 for your Series 2024 bonds. This is for Boyd Environmental. This is the District's Engineer that designed and is coordinating the construction of the residential irrigation system upgrades. These are charges to be expensed against the funds in the construction account. Any questions on the requisition or invoice? Before it's funded, it will be signed by the District Engineer certifying that the costs are appropriate as well.

Mr. Greene: You need a motion to approve?

Mr. Flint: Yes, please.

On MOTION by Mr. Greene, seconded by Mr. Spry, with all in favor, Series 2024 Requisition #58, was approved.

EIGHTH ORDER OF BUSINESS

Staff Reports

A. Attorney

Mr. Lazarovich: I passed out a memo. We got a request from the developer. I believe it's the old church property. It's right next to this building. They want to put a hotel there. The District

entered into the ISBA Agreement with the City of Montverde, Minneola, Clermont, and Lake County. Under that agreement, the District retains its powers to manage and control the wastewater within and outside of the boundary. However, there was a consent requirement for anything outside of the CDD boundary to get consent from Minneola, Montverde and Lake County. We requested some additional information just as to the extent of the use of the wastewater services because it's a hotel, but we haven't heard back yet. I think we would just look for more direction to at least start the process to notify those governmental entities. It did take a long time to get the agreement signed, so we want to try to get that to them sooner rather than later.

Mr. Greene: Do they have the agreement now?

Mr. Lazarovich: The ISBA is fully executed, recorded. So, are you saying the agreement with the developer?

Mr. Greene: No, the intergovernmental.

Mr. Lazarovich: Yeah, that's a fully executed recorded document. There was an amendment last year that wouldn't affect this. They're fully aware of it.

Mr. Flint: That agreement was approved and entered into in 2010. Interlocal Service Boundary Amendment is what ISBA stands for. It's a process provided in the statutes that allows governments to get together and coordinate services like fire protection, utilities, etc. As Jay indicated in that agreement, it gives us the ability to serve outside of our boundaries with the consent of Minneola, Montverde and Lake County. We would ask the hotel developer to provide us a written formal request and then based on that we could seek the consent. We also need to understand what the demand requirements are.

Mr. Greene: I think it's 100 units.

Mr. Flint: It has increased since the initial.

Mr. Greene: Oh really?

Mr. Flint: Yeah. It's pretty intense development of that small 6-acre site or whatever it is. We've asked them for the details on what their proposed plan is. I understand it has increased since what they originally said. We've got the legal issue of the ability to provide service and then we've got the capacity issue not only of our plant, but of the collection system. The pipes that run to our plant obviously have to be able to accommodate the flow as well. That's all part of it. But the first step would be getting the legal authority started because we know that's going to take a while. It

doesn't commit you to actually doing it, but we should probably get it started. Are you asking the Board for any authority or?

Mr. Lazarovich: I would say direction to continue communication with the developer and get the request.

Mr. Flint: Okay. Do you need a motion?

Mr. Lazarovich: I don't think we need a motion for it. We'll bring it back once we receive that. That's all I have for the Board this month.

B. Engineer

i. Consideration of Proposal for Professional Rate Increase – Added

Mr. Flint: Steve has a requested increase in his rate schedule, his hourly rates. I haven't gone back and looked but I don't believe they've increased their rates in some time. He does have a new rate sheet included in the agenda, and I believe the rates are fair. He's asking for the Board's consideration to reflect those increased hourly rates in his future billings.

Mr. Greene: Is he going to submit a new contract?

Mr. Flint: If you approved this rate schedule, I don't think we would amend the agreement. It would just be he would bill based on the new rate schedule because he works, for the most part, on just an hourly as needed basis.

Mr. Greene: All right.

Mr. Flint: Unless there's a major project, then you issue a work authorization.

Mr. Greene: How much?

Mr. Lazarovich: It looks like the principal is \$273. And at the bottom, it's \$94 for admin assistant.

Mr. Flint: Any questions on the revised District Engineer rate schedule? If not, is there a motion to approve it?

On MOTION by Mr. Greene, seconded by Mr. Burman, with all in favor, the District Engineer's Proposal for Professional Rate Increase, was approved.
--

C. District Manager's Report

i. Approval of Check Register

Mr. Flint: Under my report you have the approval of the check register from February 1st through March 31st for the General Fund, Enterprise Fund, and the Reserve Funds for \$1,139,264.

The detailed registers behind the summary. A good bit of these expenses are related to transfer of debt service assessment revenue to the Trustee. Any questions on the check register?

Mr. Burman: I'll motion to approve.

On MOTION by Mr. Burman, seconded by Mr. Greene, with all in favor, the Check Register, was approved.

ii. Balance Sheet and Income Statement

Mr. Flint: You also have the unaudited financials through the end of February. There's no action required on the financials. If the Board has any questions, we can discuss those.

iii. General Election Qualifying Period and Procedure

Mr. Flint: The next item is general election qualifying period and in the agenda is just an informational one-page informational sheet from the Lake County Supervisor of Elections. There are two seats that are coming up for election in November. These seats would transition from landowner election to general election. Those are Andy's and Rocky's seats. Anyone who would be interested in running for this, they would have to reside within the District, be registered to vote, etc. If no one qualifies, the individuals that are in those seats can carry over in those seats for a period of time or you can choose to appoint a general elector to one or both of those seats. This provides the qualifying period, which is June 8th to June 12th. Anyone interested in running for these seats would need to contact the Lake County Supervisor of Elections. They handle that process.

Mr. Greene: Are people going to notice that the seats are coming up?

Mr. Flint: We've got legal requirements; we have to announce it at a meeting and then we have to run an ad in the paper.

Mr. Greene: What paper? I'm sure it's widely read.

Mr. Flint: The Orlando Sentinel is what we use. I don't know that people read the paper anymore. That's a legal requirement.

iv. SBA Florida PRIME Monthly Summary Report

Mr. Flint: You've got the monthly report from the SBA, which is the investment pool that we utilize to invest our funds. There's no action required on that.

D. Field Managers Report

i. Plans for Additional Stormwater Drainage Capacity on Vetta Drive

Mr. Szozda: I'll start with the drawings in there for the Vetta Drive drainage system. Last summer we got, I forget if it was a 10, or it was at least a 10-year rainfall. I saw flooding on Volterra Point and Vatted Drive. Volterra Point probably being worse. We've already remedied that and this is the second phase. We're going up the bedded drive where it's a little less scope. We actually modified two drainage locations on Volterra Point. We're only doing one here, so I suspect it's going to be less costly. The bid is in process. Right now, we're seeking a bid through D.P.R. They did the first one, they're relatively known as the kind of cost-effective contractor. So, George, I don't have a bid. We would probably like to get this moving sooner rather than later. I suspect this one's going to be in the \$30,000 range or less. Would it be okay?

Mr. Flint: Since we don't have the proposal, the Board could approve a not to exceed and authorize the Chair to provide final approval. We could defer it another month to wait for the proposal. It's up to you all. The danger in that is if we have a significant rain event, we'd rather address this. We're heading into the rainy season right now, so we prefer to address it if the Board is comfortable approving a not to exceed and delegate authority.

Mr. Greene: I can do that.

Mr. Flint: Is there a motion to approve a not to exceed of \$30,000 and delegate authority to the Chair or Vice Chair to sign off on the agreement?

On MOTION by Mr. Greene, seconded by Mr. Burman, with all in favor, Not to Exceed \$30,000 and Delegating Authority to Chair or Vice Chair to Sign Off on the Agreement, was approved.

ii. Consideration of Proposals for Bolsena Drive Pond Outfall Repair – Added

1. D.P.R. Excavation, Inc.

2. Utility Repair Experts

Mr. Szozda: The next thing on the agenda is a proposal for a retention pond over on Bolsena. We've experienced during heavy rainstorms that the road will flood. At one time we had the storm drain manifold covers popping off. We've put on perforated manhole cover so that no longer happens. Steve Boyd has provided a remedy in here and that is to basically dig down at the bubble of structure to kind of pull it back and give it more free-falling capability in and out.

Mr. Greene: Is this on the loop that you're referring to?

Mr. Szozda: No.

Mr. Flint: Bolsena as you come around the corner.

Mr. Greene: Right. Okay.

Mr. Szozda: There is a real long retention pond there.

Mr. Greene: Right.

Mr. Flint: There is a long shallow retention pond there.

Mr. Greene: Okay. I know what you are talking about.

Mr. Szozda: So pretty simple, just dig down and pull it back and put down fabric and riprap so it's just a little bit more free flowing in and out of the bubble up structure. Got two bids for it. D.P.R. being the more cost effective one and we say nearly half the price. I would propose that we approve there their proposal for execution.

Mr. Flint: Yeah. D.P.R.'s proposal is \$3,875 and then Utility Repair Experts was \$7,395.

Mr. Greene: Do you need a motion to approve?

Mr. Flint: Yes, please.

<p>On MOTION by Mr. Greene, seconded by Mr. Owen, with all in favor, the Proposal from D.P.R. Excavation, Inc. for Bolsena Drive Pond Outfall Repair, was approved.</p>

Mr. Szozda: I'll move into the field report. I'll try to keep it as short as I can here. Just a reminder that the second phase of the rate change that we approved last year is coming in July. So right now, we took it as a two-step process. The second step is when the irrigation system comes on. Irrigation rates will lower a little bit because the cost was balanced in the rate study because we were paying for the irrigation system separately. The irrigation rates go down. The other thing that kicks in is we're removing the cap on the sewer system. It was at 10,000 so everybody will see a slight increase generally on their sewer bill. Siena Towers was capped at 10 and so them and the club will probably see the largest impact. Everybody's been notified of that. We're also kind of in the, I'll say, the enforcement state of the permit for water usage. I don't know if anybody here, are you irrigating your property?

Mr. Greene: I actually am not.

Mr. Szozda: Okay, then you didn't get a letter. It's been a little spicy. We sent out notifications for overuse. Of course, people generally are not happy with the volume they're allocated. I can't do anything about that. I'm going to say on the upside, the first response letters, typically everything's set right, we have no leaks, and then when you know, you do a follow up,

they're not set right and they have leaks. I think for the most we've got a couple people that are still pushing back pretty heavily. We're just dealing with those individually and doing what we can to help them.

Mr. Greene: Are they going way over? Is that what it is?

Mr. Szozda: Yeah. Or they don't believe the readings. Like there's no way everything's right. I've had contractors out here three times. I don't know if I ran this by you George, but I'm probably going to end up testing a couple of the irrigation meters just to get that off the table. Like your system's got to be wrong.

Mr. Flint: If a meter goes bad, it's not going to run faster, it's going to run slower. But you know, if they're the MACH 10 meters, they don't even have mechanical components in them. So, it's never the meter.

Mr. Szozda: Yeah, yeah. So, I think kind of bury some of the emotion.

Mr. Flint: And the meters we have, have data log capability so we go back 90 days.

Mr. Szozda: Yes.

Mr. Flint: And we can see usage by hour for a period of 90 days. You know, so you can see a bar chart. You can see every time the irrigation comes on. You know what days they're obviously running and all that. Anyway, I think for the number of customers and the situation, we only really have had a couple people that are really upset. And again, we're dealing with that.

Mr. Szozda: Yeah, I'm in somewhat constant contact with Dennis relative to the solutions here and then Paul gave me a call the other day. So, we're working on it.

Mr. Flint: Yeah this is just part of it though. We've got a consumptive use permit that dictates what the allocations are per lot. And we're just developing a process to be able to try to comply. And right now, the consumptive use permit is still in the developer's name. It's not been turned over.

Mr. Greene: I thought we transferred.

Mr. Flint: No. There was a motion to transfer it once it's in compliance. The CDD wasn't going to take the consumptive use permit when it was not in compliance.

Mr. Szozda: This is part of getting their permits.

Mr. Flint: This is part of getting to where we need to be.

Mr. Greene: Got it.

Mr. Szozda: And not the compliance issue that we have within the permit that we're working on. Okay. A few other items. The generator for the lift station near the tennis courts has been set. In fact, I'm going to try to meet with them this afternoon. They were missing a transformer. There's only 480 over there. They need some 120. So, they had to go procure a transformer to get something down to 120 for the battery charger and the controls. So hopefully that's wrapped up and our lift stations then will be on generators. Hopefully no issues when the hurricanes come through. The hilltop project, George, I think the last thing I had was getting the fire hydrants painted. I believe they're painted. I haven't heard from Steve, unless he assumes it's been conveyed. But I don't have an official conveyance of the hilltop project. So, there's a booster pump system and a generator there that needs to be conveyed to the CDD work extensively, I'll say running it. But I think we need the official paper because I got to get it put on insurance. I'll talk briefly about the battles. You guys' approved RCM to go basically coat the inside of the sewer plant, three of the nine cells. And they've done that. There is still some seepage that they're fighting. I've let them know that there's zero leakage coming out is what the contract's written for. So that's still a little bit. The leaks went way, way, way down. I'd say most of them went away. But there's still a few spots that remain a challenge. Another thing you guys approved, I think late last year, was the installation or the upgrade of the PLC and Hillcrest to a new PLC and then also modification to the PLCs.

Mr. Flint: Those are the electric controllers for the plants.

Mr. Szozda: We can operate remotely. Both plants are operating remotely. We did discover some other hardware issues that were kind of existing. Unfortunately, we're probably running a little bit more manual than we should have. We're clearing up everything and should be very effective in smooth sailing here in the short run here soon. Nothing major that needs to be repaired at this point. New irrigation system, I'm sorry I didn't talk to Jim about this specifically, but his last information, we're still June 10, installation should be near completion and then turnover will be in July. That will involve the second-rate schedule and the rate study. If you've driven around the booster pump station, at least on Bolsena, that's got some feedback from people on that. But the surface water stations are set on Bolsena. We're getting closer by the day. And George, I should have given you a little bit more heads up. The last two months on grinder station alone has been more. We saw a clear decrease in November, December, last year, even October, they jumped back up. We had 22 in January and 19 in February. I think on the upside, these are basically, 80%

of the issues were noncompliance by the residents for heavy loading grease. If you put too much stuff down the grinder station, the system eventually stops functioning as designed. So that was 80% of it. But in light of this kind of increase, we're reprioritizing our efforts. We're going to go complete all the PMs on all the stations. We're only about, I'm going to say, a third of the way done. So, we'll go through the other 2/3 so everything will get a fresh look. We'll look at it. If it needs pumped out, it'll get pumped out and it'll hit off some of these grease alarms. It won't take them to zero, but we should be in better shape. And then we basically start over at the beginning. Every station is going to be serviced every 18 months and we'd have a qualifier. The policy meeting says, look, we got to pump it out, which is the hard part. Servicing, wiping off and all that is the easy stuff. Pumping it off is where it costs money. If we have to pump you more than once every two years, we're going to back charge the residents because they're not complying with the requirements for disposing things down the drains within their home. I think, George, unless you want me to address something else, that's it for me.

Mr. Flint: What street is that?

Mr. Szozda: It's on Volterra Point.

Mr. Flint: We had a resident, he's renting the house, doesn't reside there. His tenants left on a Friday. I think they came back Sunday around 5:00 or 6:00 and the house was flooded with sewage. It wasn't really sewage, but it was coming from the drains. He called and started out by saying there was no water usage over the weekend. It couldn't have been. It was sewage that was flowing in from our system. We were like, that's impossible. There's check valves. It's not going to back up from our collection lines into your house. We ran a data log on their water meter, and we saw that apparently when they left, they left something on, whether it was a sink or something. They used what, 550 gallons an hour. How much was it an hour?

Mr. Szozda: It was 200 and some gallons an hour, but it was 5,000 to 7,000 gallons a day.

Mr. Flint: In over two days. So again, that data logger spiked up here. So yes, there was water usage. But the issue was when RCM went out Sunday night, they opened up the grinder station, it was full of grease. It had other foreign objects in there, sticks, wipes.

Mr. Szozda: Wipes. They said rocks.

Mr. Greene: This house was probably only like two years old.

Mr. Flint: 2024, I think.

Mr. Szozda: Yeah.

Mr. Flint: The combination of all that stuff being in the grinder tank and then having that continuous flow for two days, the stator on the pump tore, which is the first thing that goes. And then the pump stops working. Then because of whatever they had on their sink or whatever they had on was on continuously. When the pump stops, that water backs up into the house. We went back and forth and back and forth a dozen times with the guy. Answered the same questions three or four times. Finally, we had the attorney write a letter. So, we'll see if it goes anywhere. I'm just giving you a heads up. The right thing for the guy to do is file a claim on his homeowner's policy and let their insurance company and our insurance company battle it out. It makes me wonder if he's got insurance.

Mr. Greene: Does this guy, you say he doesn't live here, but he has it?

Mr. Flint: He rents it.

Mr. Szozda: Yeah, and the renter has since vacated the property.

Mr. Flint: Oh, they have.

Mr. Szozda: Yeah, they shut off the service.

Mr. Flint: Okay. So he probably kicked the renter out because the renter apparently lied to the guy and said the wasn't water on.

Mr. Greene: Right.

Mr. Flint: I was just bringing that up just in case something comes back later. There's nothing for us to do at this point.

Mr. Greene: Did anything ever happen with that other situation with that woman?

Mr. Flint: We've not heard anything. Our insurance company denied the claim.

Mr. Greene: Right.

Mr. Flint: And beyond that, I haven't heard anything, any response from them.

Mr. Greene: Okay.

Mr. Szozda: And just FYI, I offered to DCS and the POA that if you're having a meeting, let me come speak on various topics, continuing to reinforce what the requirements are and especially for grinder stations and what's going on with those.

Mr. Greene: Got it.

NINTH ORDER OF BUSINESS

Other Business

Mr. Flint: Any other business?

Mr. Owen: I have a question. On the proposed hotel, are our plants capable of handling their output?

Mr. Flint: Well, we not only have to review our collection system, make sure the pipes are sized to the plant and then the capacity of the plant. The issue with the plant is it has to be expanded anyway. The plant was only designed for 801 homes or 802 homes. It didn't include the capacity for the clubhouse. We've added this facility, this building. We added the Hilltop lots. So, I think there was another 60 plus something lots added.

Mr. Lazarovich: 67.

Mr. Flint: At some point that plant is either going to have to be rerated or expanded anyway. So, this would just if we were to provide service to the hotel, it would have to be incorporated into the expansion.

Mr. Owen: Thank you.

TENTH ORDER OF BUSINESS

Supervisor's Requests

There being no comments, the next item followed.

ELEVENTH ORDER OF BUSINESS

Adjournment

Mr. Flint: If there's nothing else, is there a motion to adjourn?

On MOTION by Mr. Greene, seconded by Mr. Burman, with all in favor, the meeting was adjourned.

Secretary/Assistant Secretary

Chairman/Vice Chairman

SECTION IV

These changes result in the following adjustments of Contract Price and Contract Time:

Contract Price Prior to this Change Order	<u>\$ 2,032,995.98</u>
Net Increase Resulting from this Change Order	<u>\$ 0.00</u>
Current Contract Price Including this Change Order	<u>\$ 2,032,995.98</u>
Contract Time Prior to this Change Order	<u>240 (Days)</u>
Net Increase Resulting from this Change Order	<u>45 (Days)</u>
Final Completion Date Including this Change Order	<u>July 25, 2026</u> (Date)

The Above Changes are Approved:

Boyd Environmental Engineering, Inc.
(ENGINEER)

BY _____
James C. Boyd, P.E.

DATED _____

The Above Changes are Accepted:

Mack Concrete Industries, Inc.
(CONTRACTOR)

BY _____
Kirk Roncone, SE Operations Manager

DATED _____

SECTION V

FORM OF REQUISITION

**BELLA COLLINA COMMUNITY DEVELOPMENT DISTRICT
(LAKE COUNTY, FLORIDA)
SPECIAL ASSESSMENT BONDS,
SERIES 2024**

The undersigned, a Responsible Officer of Bella Collina Community Development District (the "District"), hereby submits the following requisition for disbursement under and pursuant to the terms of the Trust Indenture from the District to Regions Bank, as trustee (the "Trustee"), dated as of December 1, 2004, as supplemented by the Second Supplemental Trust Indenture between the District and the Trustee, dated as of September 1, 2024 (collectively, the "Indenture") (all capitalized terms used herein shall have the meaning ascribed to such term in the Indenture):

- (A) Requisition Number: **57**
- (B) Name of Payee: **Boyd Environmental Engineering, Inc.
175 West Broadway Street, Suite 101
Oviedo, FL 32765**
- (C) Amount Payable: **\$12,218.50**
- (D) Purpose for which paid or incurred (refer also to specific contract if amount is due and payable pursuant to a contract involving progress payments, or, state Costs of issuance, if applicable):

**Invoice #4888 – Professional services for Residential Irrigation System
Upgrades – Feb.26**

- (E) Fund or Account from which disbursement to be made:

Series 2024 Acquisition and Construction Account

The undersigned hereby certifies that:

- 1. obligations in the stated amount set forth above have been incurred by the District,
or
 this requisition is for Costs of Issuance payable from the Acquisition and Construction Fund that have not previously been paid;
- 2. each disbursement set forth above is a proper charge against the Series 2024 Acquisition and Construction Fund;
- 3. each disbursement set forth above was incurred in connection with the acquisition and/or construction of the Project;
- 4. each disbursement represents a Cost of the Project which has not previously been paid.

The undersigned hereby further certifies that there has not been filed with or served upon the District notice of any lien, right to lien, or attachment upon, or claim affecting the right to receive payment of, any of the moneys payable to the Payee set forth above, which has not been released or will not be released simultaneously with the payment hereof.

The undersigned hereby further certifies that such requisition contains no item representing payment on account of any retained percentage which the District is at the date of such certificate entitled to retain.

Attached hereto are originals of the invoice(s) from the vendor of the property acquired or the services rendered with respect to which disbursement is hereby requested.

BELLA COLLINA
COMMUNITY DEVELOPMENT DISTRICT



Responsible Officer

CONSULTING ENGINEER'S APPROVAL FOR
NON-COST OF ISSUANCE REQUESTS ONLY

If this requisition is for a disbursement from other than Costs of Issuance, the undersigned Consulting Engineer hereby certifies that this disbursement is for a Cost of the Project and is consistent with: (i) the applicable acquisition or construction contract; (ii) the plans and specifications for the portion of the Project with respect to which such disbursement is being made; and (iii) the report of the Consulting Engineer, as such report shall have been amended or modified on the date hereof.



Consulting Engineer

March 1, 2026

Bella Collina CDD
6200 Lee Vista Boulevard, Suite 300
Orlando, FL 32822
Attn: Teresa Viscarra

Re: Invoice for Professional Services Rendered
for the Period Ending February 28, 2026

Project: Bella Collina CDD Residential Irrigation System
Boyd Environmental Project No: 039-D-01
Invoice # 4888



<u>Employee Classification</u>	<u>Hours</u>	<u>Rate</u>	<u>Fee</u>
Professional Engineer	57.00	\$170.00	\$9,690.00
Project Engineer	18.00	140.00	2,520.00
Technician	0.00	80.00	0.00
Clerical	0.00	45.00	<u>0.00</u>
		Subtotal	\$12,210.00
		Add Reimbursable Expenses (Breakdown Below)	<u>8.50</u>
Total Amount Due and Payable			<u>\$12,218.50</u>
Payment Due Within 30 Days of Invoice Date			

Reimbursable Expense Breakdown

Copies 85 @\$0.10 = \$8.50

Professional Services Included:

1. Coordination regarding Change Order #1 and Change Order #2 for the Bella Collina Irrigation Wells & Pump Station project.
2. Reviewed Contractor's Pay Application #2 for the Bella Collina Irrigation Wells & Pump Station project and provided related correspondence.
3. Conducted field reviews of ongoing construction progress for the Bella Irrigation Wells & Pump Station project on 2/3/26, 2/18/26, 2/19/26 and 2/26/26. Also coordinated with Contractor regarding discovered deficiencies which need to be corrected.
4. Reviewed shop drawings for the Bella Collina Irrigation Wells project and provided comments.
5. Coordination with Contractor, Client and Bella Collina POA concerning the need to relocate an existing common area irrigation main which conflicts with Lake Siena Pump Station #2.
6. Prepared estimated sodium hypochlorite usage for Lake Siena Pump Stations #1 and #2 for budgeting purposes.
7. Reviewed Contractor renewal insurance certificates and provided comments.

Thank you for the opportunity to provide these services.

James C. Boyd, P.E.
President

175 West Broadway Street - Suite 101 - Oviedo, Florida 32765

Phone (407) 542-4919 Fax (407) 542-4920 Registry #6444

the 1990s, the number of people with a diagnosis of schizophrenia has increased in many countries (1).

There is a growing awareness of the need to improve the quality of life of people with schizophrenia, and to reduce the stigma associated with the illness. This has led to a focus on the development of self-help and recovery-oriented approaches to the management of the illness (2).

One of the key areas of research in this field is the development of self-help materials that can be used by people with schizophrenia to manage their illness and improve their quality of life. This paper reports on the development and evaluation of such materials.

The first part of the paper describes the development of the self-help materials. This involved a series of focus group discussions with people with schizophrenia, and a series of interviews with mental health professionals.

The second part of the paper describes the evaluation of the self-help materials. This involved a series of trials with people with schizophrenia, and a series of interviews with mental health professionals.

The third part of the paper discusses the implications of the findings for the development of self-help materials for people with schizophrenia. This includes a discussion of the need for self-help materials to be developed in partnership with people with schizophrenia, and the need for self-help materials to be evaluated in a rigorous manner.

The fourth part of the paper discusses the implications of the findings for the development of self-help materials for people with other mental health problems. This includes a discussion of the need for self-help materials to be developed in partnership with people with mental health problems, and the need for self-help materials to be evaluated in a rigorous manner.

The fifth part of the paper discusses the implications of the findings for the development of self-help materials for people with physical health problems. This includes a discussion of the need for self-help materials to be developed in partnership with people with physical health problems, and the need for self-help materials to be evaluated in a rigorous manner.

The sixth part of the paper discusses the implications of the findings for the development of self-help materials for people with learning disabilities. This includes a discussion of the need for self-help materials to be developed in partnership with people with learning disabilities, and the need for self-help materials to be evaluated in a rigorous manner.

The seventh part of the paper discusses the implications of the findings for the development of self-help materials for people with autism spectrum conditions. This includes a discussion of the need for self-help materials to be developed in partnership with people with autism spectrum conditions, and the need for self-help materials to be evaluated in a rigorous manner.

The eighth part of the paper discusses the implications of the findings for the development of self-help materials for people with dementia. This includes a discussion of the need for self-help materials to be developed in partnership with people with dementia, and the need for self-help materials to be evaluated in a rigorous manner.

The ninth part of the paper discusses the implications of the findings for the development of self-help materials for people with depression. This includes a discussion of the need for self-help materials to be developed in partnership with people with depression, and the need for self-help materials to be evaluated in a rigorous manner.

The tenth part of the paper discusses the implications of the findings for the development of self-help materials for people with anxiety disorders. This includes a discussion of the need for self-help materials to be developed in partnership with people with anxiety disorders, and the need for self-help materials to be evaluated in a rigorous manner.

The eleventh part of the paper discusses the implications of the findings for the development of self-help materials for people with substance use problems. This includes a discussion of the need for self-help materials to be developed in partnership with people with substance use problems, and the need for self-help materials to be evaluated in a rigorous manner.

The twelfth part of the paper discusses the implications of the findings for the development of self-help materials for people with personality disorders. This includes a discussion of the need for self-help materials to be developed in partnership with people with personality disorders, and the need for self-help materials to be evaluated in a rigorous manner.

The thirteenth part of the paper discusses the implications of the findings for the development of self-help materials for people with eating disorders. This includes a discussion of the need for self-help materials to be developed in partnership with people with eating disorders, and the need for self-help materials to be evaluated in a rigorous manner.

The fourteenth part of the paper discusses the implications of the findings for the development of self-help materials for people with obsessive compulsive disorder. This includes a discussion of the need for self-help materials to be developed in partnership with people with obsessive compulsive disorder, and the need for self-help materials to be evaluated in a rigorous manner.

The fifteenth part of the paper discusses the implications of the findings for the development of self-help materials for people with bipolar disorder. This includes a discussion of the need for self-help materials to be developed in partnership with people with bipolar disorder, and the need for self-help materials to be evaluated in a rigorous manner.

FORM OF REQUISITION

**BELLA COLLINA COMMUNITY DEVELOPMENT DISTRICT
(LAKE COUNTY, FLORIDA)
SPECIAL ASSESSMENT BONDS,
SERIES 2024**

The undersigned, a Responsible Officer of Bella Collina Community Development District (the "District"), hereby submits the following requisition for disbursement under and pursuant to the terms of the Trust Indenture from the District to Regions Bank, as trustee (the "Trustee"), dated as of December 1, 2004, as supplemented by the Second Supplemental Trust Indenture between the District and the Trustee, dated as of September 1, 2024 (collectively, the "Indenture") (all capitalized terms used herein shall have the meaning ascribed to such term in the Indenture):

- (A) Requisition Number: **60**
- (B) Name of Payee: **Boyd Environmental Engineering, Inc.
175 West Broadway Street, Suite 101
Oviedo, FL 32765**
- (C) Amount Payable: **\$12,107.90**
- (D) Purpose for which paid or incurred (refer also to specific contract if amount is due and payable pursuant to a contract involving progress payments, or, state Costs of issuance, if applicable):

**Invoice #4912 –Professional services for Residential Irrigation System
Upgrades – Apr.26**

- (E) Fund or Account from which disbursement to be made:

Series 2024 Acquisition and Construction Account

The undersigned hereby certifies that:

- 1. obligations in the stated amount set forth above have been incurred by the District,
or
 this requisition is for Costs of Issuance payable from the Acquisition and Construction Fund that have not previously been paid;
- 2. each disbursement set forth above is a proper charge against the Series 2024 Acquisition and Construction Fund;
- 3. each disbursement set forth above was incurred in connection with the acquisition and/or construction of the Project;
- 4. each disbursement represents a Cost of the Project which has not previously been paid.

The undersigned hereby further certifies that there has not been filed with or served upon the District notice of any lien, right to lien, or attachment upon, or claim affecting the right to receive payment of, any of the moneys payable to the Payee set forth above, which has not been released or will not be released simultaneously with the payment hereof.

The undersigned hereby further certifies that such requisition contains no item representing payment on account of any retained percentage which the District is at the date of such certificate entitled to retain.

Attached hereto are originals of the invoice(s) from the vendor of the property acquired or the services rendered with respect to which disbursement is hereby requested.

BELLA COLLINA
COMMUNITY DEVELOPMENT DISTRICT

Responsible Officer

CONSULTING ENGINEER'S APPROVAL FOR
NON-COST OF ISSUANCE REQUESTS ONLY

If this requisition is for a disbursement from other than Costs of Issuance, the undersigned Consulting Engineer hereby certifies that this disbursement is for a Cost of the Project and is consistent with: (i) the applicable acquisition or construction contract; (ii) the plans and specifications for the portion of the Project with respect to which such disbursement is being made; and (iii) the report of the Consulting Engineer, as such report shall have been amended or modified on the date hereof.

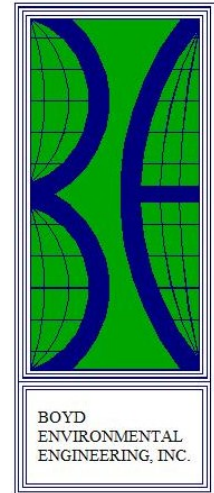
Consulting Engineer

May 1, 2026

Bella Collina CDD
6200 Lee Vista Boulevard, Suite 300
Orlando, FL 32822
Attn: Teresa Viscarra

Re: Invoice for Professional Services Rendered
for the Period Ending April 30, 2026

Project: Bella Collina CDD Residential Irrigation System
Boyd Environmental Project No: 039-D-01
Invoice # 4912



<u>Employee Classification</u>	<u>Hours</u>	<u>Rate</u>	<u>Fee</u>
Professional Engineer	58.00	\$170.00	\$9,860.00
Project Engineer	16.00	140.00	2,240.00
Technician	0.00	80.00	0.00
Clerical	0.00	45.00	0.00
		Subtotal	\$12,100.00
		Add Reimbursable Expenses (Breakdown Below)	7.90
		Total Amount Due and Payable	<u>\$12,107.90</u>
		Payment Due Within 30 Days of Invoice Date	

Reimbursable Expense Breakdown

Copies 79 @\$0.10 = \$7.90

Professional Services Included:

1. Coordination with well driller regarding required closeout documentation for the Bella Collina Irrigation Wells project.
2. Reviewed Contractor's Pay Application #3 for the Bella Collina Irrigation Wells & Pump Station project and provided related correspondence.
3. Conducted field reviews of ongoing construction progress for the Bella Irrigation Wells & Pump Station project on 4/1/26, 4/14/26, and 4/30/26. Also coordinated with Contractor regarding discovered deficiencies which need to be corrected.
4. Reviewed shop drawings for the Bella Collina Irrigation Wells & Pump Stations project and provided comments.
5. Coordination with Client and Contractor regarding repair of tennis court foundation damage caused by Contractor's construction activity. Also provided coordination concerning removal of construction debris.
6. Coordination with Watertronics regarding installation of pipe stub-out connections at Lake Siena Pump Stations #1 and #2 and flow meter installation at Irrigation Wells #6, #7, #14, #15 and #17.

Thank you for the opportunity to provide these services.

James Boyd

James C. Boyd, P.E.
President

175 West Broadway Street - Suite 101 - Oviedo, Florida 32765

Phone (407) 542-4919 Fax (407) 542-4920 Registry #6444

the 1990s, the number of people in the UK who are aged 65 and over has increased from 10.5 million to 13.5 million (19.5% of the population).

There is a growing awareness of the need to address the needs of older people, and the Government has set out a strategy for doing this in the White Paper on *Ageing Better: The Government's Strategy for Older People* (Department of Health 2000). This paper sets out the Government's strategy for older people, and the role of the health service in this.

The White Paper sets out a number of key objectives for the health service, and the role of the health service in this. The key objectives are:

- To ensure that older people have access to the services they need to live well and to die with dignity.
- To ensure that older people are able to live independently for as long as possible.
- To ensure that older people are able to live in their own homes for as long as possible.
- To ensure that older people are able to live in their own communities for as long as possible.
- To ensure that older people are able to live in their own homes for as long as possible.

The White Paper also sets out a number of key principles for the health service, and the role of the health service in this. The key principles are:

- To ensure that older people are able to live well and to die with dignity.
- To ensure that older people are able to live independently for as long as possible.
- To ensure that older people are able to live in their own homes for as long as possible.
- To ensure that older people are able to live in their own communities for as long as possible.
- To ensure that older people are able to live in their own homes for as long as possible.

The White Paper also sets out a number of key actions for the health service, and the role of the health service in this. The key actions are:

- To ensure that older people are able to live well and to die with dignity.
- To ensure that older people are able to live independently for as long as possible.
- To ensure that older people are able to live in their own homes for as long as possible.
- To ensure that older people are able to live in their own communities for as long as possible.
- To ensure that older people are able to live in their own homes for as long as possible.

The White Paper also sets out a number of key challenges for the health service, and the role of the health service in this. The key challenges are:

- To ensure that older people are able to live well and to die with dignity.
- To ensure that older people are able to live independently for as long as possible.
- To ensure that older people are able to live in their own homes for as long as possible.
- To ensure that older people are able to live in their own communities for as long as possible.
- To ensure that older people are able to live in their own homes for as long as possible.

FORM OF REQUISITION

**BELLA COLLINA COMMUNITY DEVELOPMENT DISTRICT
(LAKE COUNTY, FLORIDA)
SPECIAL ASSESSMENT BONDS,
SERIES 2024**

The undersigned, a Responsible Officer of Bella Collina Community Development District (the "District"), hereby submits the following requisition for disbursement under and pursuant to the terms of the Trust Indenture from the District to Regions Bank, as trustee (the "Trustee"), dated as of December 1, 2004, as supplemented by the Second Supplemental Trust Indenture between the District and the Trustee, dated as of September 1, 2024 (collectively, the "Indenture") (all capitalized terms used herein shall have the meaning ascribed to such term in the Indenture):

- (A) Requisition Number: **61**
- (B) Name of Payee: **Boyd Civic Engineering, Inc.
6816 Hanging Moss Road
Orlando, FL 32807**
- (C) Amount Payable: **\$760.00**
- (D) Purpose for which paid or incurred (refer also to specific contract if amount is due and payable pursuant to a contract involving progress payments, or, state Costs of issuance, if applicable):

**Invoice #4715 –Professional services for Residential Irrigation System
Upgrades – Apr.26**

- (E) Fund or Account from which disbursement to be made:

Series 2024 Acquisition and Construction Account

The undersigned hereby certifies that:

1. obligations in the stated amount set forth above have been incurred by the District,
or
 this requisition is for Costs of Issuance payable from the Acquisition and Construction Fund that have not previously been paid;
2. each disbursement set forth above is a proper charge against the Series 2024 Acquisition and Construction Fund;
3. each disbursement set forth above was incurred in connection with the acquisition and/or construction of the Project;
4. each disbursement represents a Cost of the Project which has not previously been paid.

The undersigned hereby further certifies that there has not been filed with or served upon the District notice of any lien, right to lien, or attachment upon, or claim affecting the right to receive payment of, any of the moneys payable to the Payee set forth above, which has not been released or will not be released simultaneously with the payment hereof.

The undersigned hereby further certifies that such requisition contains no item representing payment on account of any retained percentage which the District is at the date of such certificate entitled to retain.

Attached hereto are originals of the invoice(s) from the vendor of the property acquired or the services rendered with respect to which disbursement is hereby requested.

BELLA COLLINA
COMMUNITY DEVELOPMENT DISTRICT

Responsible Officer

CONSULTING ENGINEER'S APPROVAL FOR
NON-COST OF ISSUANCE REQUESTS ONLY

If this requisition is for a disbursement from other than Costs of Issuance, the undersigned Consulting Engineer hereby certifies that this disbursement is for a Cost of the Project and is consistent with: (i) the applicable acquisition or construction contract; (ii) the plans and specifications for the portion of the Project with respect to which such disbursement is being made; and (iii) the report of the Consulting Engineer, as such report shall have been amended or modified on the date hereof.

Consulting Engineer



BOYD CIVIL ENGINEERING, INC.

6816 Hanging Moss Road
Orlando, Florida 32807, United States
Tel: 407-494-2693
Barbie@boydcivil.com
https://boydcivil.com

INVOICE

INVOICE DATE: 5/7/2026
INVOICE NO: 04715
BILLING THROUGH: 5/3/2026

George Flint
Bella Collina CDD
6200 Lee Vista Boulevard
Suite 300
Orlando, FL 32822

1008.003 - Bella Collina CDD Residential Irrigation System Upgrades

Managed By: Steven N Boyd, P.E.

DESCRIPTION	CONTRACT AMOUNT	% COMPLETE	BILLED TO DATE	PREVIOUSLY BILLED	CURRENT AMOUNT
1008.003.A - Civil Engineering Drawings	\$20,675.00	100.00	\$20,675.00	\$20,675.00	\$0.00
1008.003.B - SJRWMD ERP	\$9,895.00	100.00	\$9,895.00	\$9,895.00	\$0.00
1008.003.C - Lake County Site Permit	\$13,715.00	100.00	\$13,715.00	\$13,715.00	\$0.00
1008.003.D - Post Design Service	\$3,040.00	75.00	\$2,280.00	\$1,520.00	\$760.00
TOTAL	\$47,325.00		\$46,565.00	\$45,805.00	\$760.00

1008.003.E - REIMBURSABLE EXPENSES

SUBTOTAL \$760.00

AMOUNT DUE THIS INVOICE \$760.00

This invoice is due upon receipt

Bella Collina Irrigation and Booster Pump

SECTION VI

SECTION C

SECTION 1

Bella Collina

Community Development District

Summary of Invoices

April 01, 2026 - April 30, 2026

Fund	Date	Check No.'s	Amount
General Fund			
	4/8/26	1608-1610	\$ 59,040.34
	4/13/26	1611	905.50
	4/21/26	1612-1613	11,111.05
			\$ 71,056.89
General Reserve Fund			
	4/27/26	3	\$ 3,875.00
			\$ 3,875.00
Water & Sewer Fund			
	4/8/26	2682-2691	\$ 33,536.82
	4/13/26	2692-2694	11,237.71
	4/21/26	2695-2701	50,318.87
	4/22/26	2702	4,775.00
	4/28/26	2703-2720	72,940.57
			\$ 172,808.97
W&S Reserve Fund			
	4/8/26	71	\$ 50,755.00
	4/13/26	72	3,500.00
	4/22/26	73-74	35,929.99
			\$ 90,184.99
Payroll			
	<u>April 2026</u>		
	Andrew Gorrill	50362	\$ 184.70
	David Burman	50363	184.70
	Donal Spry	50364	184.70
	Duane Owen	50365	184.70
	Randall Greene	50366	184.70
			\$ 923.50
TOTAL			\$ 334,974.35

CHECK DATE	VEND#	INVOICE DATE	INVOICE	EXPENSED TO YRMO	DPT ACCT#	SUB SUBCLASS	VENDOR NAME	STATUS	AMOUNT	CHECK AMOUNT	CHECK #
4/08/26	00058	4/06/26	04062026	202604	300-20700-10000		BELLA COLLINA CDD C/O REGIONS BANK	*	35,829.96	35,829.96	001608
4/08/26	00058	4/06/26	04062026	202604	300-20700-10200		BELLA COLLINA CDD C/O REGIONS BANK	*	21,729.13	21,729.13	001609
4/08/26	00044	4/01/26	4711	202512	310-51300-31100		BOYD CIVIL ENGINEERING INC	*	260.00	1,481.25	001610
		4/01/26	4711	202512	310-51300-31100		BOYD CIVIL ENGINEERING INC	*	260.00		
		4/01/26	4711A	202602	310-51300-31100		BOYD CIVIL ENGINEERING INC	*	260.00		
		4/01/26	4711A	202602	310-51300-31100		BOYD CIVIL ENGINEERING INC	*	181.25		
		4/01/26	4711B	202603	310-51300-31100		BOYD CIVIL ENGINEERING INC	*	520.00		
4/13/26	00038	4/13/26	152063	202603	310-51300-31500		LATHAM LUNA EDEN AND BEAUDINE LLP	*	905.50	905.50	001611
4/21/26	00013	4/01/26	1067	202604	310-51300-34000		GOVERNMENTAL MANAGEMENT SERVICES	*	5,010.00	8,069.55	001612
		4/01/26	1067	202604	310-51300-35200		GOVERNMENTAL MANAGEMENT SERVICES	*	108.17		
		4/01/26	1067	202604	310-51300-35100		GOVERNMENTAL MANAGEMENT SERVICES	*	162.25		
		4/01/26	1067	202604	310-51300-31700		GOVERNMENTAL MANAGEMENT SERVICES	*	527.92		
		4/01/26	1067	202604	310-51300-51000		GOVERNMENTAL MANAGEMENT SERVICES	*	.24		
		4/01/26	1067	202604	310-51300-42000		GOVERNMENTAL MANAGEMENT SERVICES	*	5.57		
		4/01/26	1067	202604	310-51300-42500		GOVERNMENTAL MANAGEMENT SERVICES	*	.90		
		4/01/26	1067A	202603	310-51300-49000		GOVERNMENTAL MANAGEMENT SERVICES	*	52.00		
		4/01/26	1069	202604	320-53800-12000		THOMPSONS NURSERY INC	*	2,202.50	3,041.50	001613
4/21/26	00060	4/21/26	1149	202604	320-53800-47200		THOMPSONS NURSERY INC	*	3,041.50	3,041.50	001613
TOTAL FOR BANK A									71,056.89		

PISL BELLA COLLINA TVISCARRA

CHECK DATE	VEND#INVOICE..... DATE INVOICE	...EXPENSED TO... YRMO DPT ACCT# SUB SUBCLASS	VENDOR NAME	STATUS	AMOUNTCHECK..... AMOUNT #
TOTAL FOR REGISTER						71,056.89	

PISL BELLA COLLINA TVISCARRA

CHECK DATE	VEND#INVOICE..... DATE INVOICE	...EXPENSED TO... YRMO DPT ACCT# SUB SUBCLASS	VENDOR NAME	STATUS	AMOUNTCHECK..... AMOUNT #
4/27/26	00001	4/22/26 2227	202604 320-53800-60000	EXCAVATE 6'-BUBBLE STRUCT	*	1,600.00	
		4/22/26 2227	202604 320-53800-60000	INST.FABRIC & RIPRAP BAGS	*	2,275.00	
							3,875.00 000003

						TOTAL FOR BANK E	3,875.00
						TOTAL FOR REGISTER	3,875.00

PISL BELLA COLLINA TVISCARRA

CHECK DATE	VEND#	INVOICE DATE	INVOICE	YRMO	DPT	ACCT#	SUB	SUBCLASS	VENDOR NAME	STATUS	AMOUNT	CHECK AMOUNT	CHECK #
4/08/26	88888	4/08/26	80069003	202604	300	11500	10000			*	53.48		
			180069003						SPM 247				
									SPM 247 FLORIDA, LLC			53.48	002682
4/08/26	88888	4/08/26	80275000	202604	300	11500	10000			*	11.06		
			180275000						DREAM				
									DREAM FINDERS HOMES			11.06	002683
4/08/26	00037	3/31/26	103903	202603	320	53600	46600			*	745.00		
									RMV TRSH/CLN LFTSTN-TENNI				
		3/31/26	103903	202603	320	53600	46600			*	55.00		
									FUEL SURCHARGE				
									AMERICAN PIPE AND TANK INC			800.00	002684
4/08/26	00047	3/31/26	235411	202603	320	53600	47200			*	111.00		
									AQUATIC PLANT MGMT MAR26				
									APPLIED AQUATIC MANAGEMENT			111.00	002685
4/08/26	00042	4/01/26	4899	202603	310	53600	31100			*	13,853.60		
									WTR USE/FLUSH PLN/VLV MAP				
									BOYD ENVIRONMENTAL ENGINEERING INC			13,853.60	002686
4/08/26	00056	4/01/26	4711	202601	310	53600	31100			*	130.00		
									LIFT STN GENERATOR PAD				
		4/01/26	4711	202601	310	53600	31100			*	72.50		
									LIFT STN GEN.PAD DRAWINGS				
		4/01/26	4711A	202603	310	53600	31100			*	130.00		
									MTG-UTIL.SVC FOR HOTEL				
									BOYD CIVIL ENGINEERING INC			332.50	002687
4/08/26	00119	3/31/26	Y760960	202603	320	53600	47500			*	383.98		
									REED-STAND SHUT-OFF TOOL				
		3/31/26	Y760960	202603	320	53600	47500			*	206.55		
									5-POTABLE METER BOXES				
		3/31/26	Y760960	202603	320	53600	47500			*	190.65		
									5-IRRIGATION METER BOXES				
									CORE AND MAIN LP			781.18	002688
4/08/26	99999	4/08/26	VOID	202604	000	00000	00000			C	.00		
									VOID CHECK				
									*****INVALID VENDOR NUMBER*****			.00	002689
4/08/26	00095	3/31/26	17652	202603	320	53600	47000			*	790.00		
									16154 PENDIO-TBS/CLN FLTS				
		3/31/26	17662	202603	320	53600	47000			*	535.00		
									LOT 125W-PUMP STN/CLN FLT				
									PISL BELLA COLLINA TVISCARRA				

CHECK DATE	VEND#	INVOICE DATE	INVOICE	EXPENSED TO YRMO	DPT	ACCT#	SUB	SUBCLASS	VENDOR NAME	STATUS	AMOUNT	CHECK AMOUNT	CHECK #
3/31/26		17746	16042	202603		320-53600-46400			VETTA-RPR CUT SWRLN	*	470.00		
3/31/26		17782	15839	202603		320-53600-47000			VETTA-TBS/CLN FLOAT	*	1,555.00		
3/31/26		17789	17002	202603		320-53600-47000			MEDICI-RPLC CAPACIT	*	490.00		
3/31/26		17796	16004	202603		320-53600-46400			PEND-RPLC JOINT NUT	*	430.00		
3/31/26		17812	16120	202603		320-53600-46400			VOLTER-RPLC CURBSTP	*	408.00		
3/31/26		17815		202603		320-53600-47000			LOT 312W-RPLC 2 CAPCITORS	*	514.00		
4/01/26		17663	16008	202603		320-53600-47100			VOLTERRA-JET CLN LS	*	515.00		
4/01/26		17715		202603		320-53600-47000			LOT 131W-ADJ.FLOAT/PUMP	*	638.00		
4/01/26		17766		202603		320-53600-46200			LOT 242-INST.WATER METER	*	733.00		
4/01/26		17766		202603		320-53600-46200			INSTALL POTABLE METER BOX	*	45.00		
4/01/26		17774		202603		320-53600-46200			LOT 288-RPLC IRRIG METER	*	818.00		
4/01/26		17775		202603		320-53600-46200			LOT 290-RPLC IRRIG METER	*	818.00		
4/01/26		17776		202603		320-53600-46200			LOT 163-RPLC IRRIG METER	*	818.00		
4/01/26		17777		202603		320-53600-46200			LOT 269W-RPLC IRRIG METER	*	733.00		
4/01/26		17778		202603		320-53600-46200			LOT 6W-RPLC IRRIG METER	*	733.00		
4/01/26		17779		202603		320-53600-46200			LOT 309W-RPLC IRRIG METER	*	818.00		
4/01/26		17780		202603		320-53600-46200			LOT 393-RPLC IRRIG METER	*	733.00		
RCM UTILITIES											12,594.00	002690	
4/08/26	00110	4/02/26	2181	202602		320-53600-46400			RPLC GATE VLV/GASKET/BOLT	*	2,500.00		
		4/02/26	2182	202603		320-53600-46400			INST.MUSHROOM VENT/ADHESV	*	700.00		
		4/02/26	2183	202603		320-53600-46400			INST.BACKFLW PREVENT-FERT	*	1,800.00		
UTILITY REPAIR EXPERTS LLC											5,000.00	002691	
4/13/26	00025	4/08/26	378048	202604		320-53600-46300			178.4 OFF ROAD DYE DIESEL	*	936.60		

PISL BELLA COLLINA TVISCARRA

CHECK DATE	VEND#	INVOICE DATE	INVOICE	EXPENSED YRMO	TO DPT	ACCT#	SUB	SUBCLASS	VENDOR NAME	STATUS	AMOUNT	CHECK AMOUNT	CHECK #
4/08/26		378049	208.9	202604	OFF ROAD DYE DIESEL	320-53600-46300				*	1,096.73		
4/08/26		378239	268.5	202604	OFF ROAD DYE DIESEL	320-53600-46300				*	1,409.63		
HARRIS OIL COMPANY LLC												3,442.96	002692
4/13/26	00095	4/10/26	17649	202603	VOLT-RPLC STATR/CLN	320-53600-47000				*	2,499.00		
4/10/26		17765		202603	LOT 242-INST.IRRIG METER	320-53600-46200				*	818.00		
4/10/26		17765		202603	INST.IRRIGATION METER BOX	320-53600-46200				*	34.75		
4/10/26		17806		202603	PEND-RPLC RELAY/FLT	320-53600-47000				*	1,552.00		
4/10/26		17854		202603	LOT 184W-ADJ.PUMP LOC.	320-53600-47000				*	408.00		
4/10/26		17855		202603	PENDIO-RPLC STATOR	320-53600-47000				*	658.00		
4/10/26		18056		202603	VOLT-JET CLEAN WELL	320-53600-47100				*	306.00		
4/10/26		18056		202603	PESCE-JET CLN WELL	320-53600-47100				*	306.00		
4/10/26		18056		202603	TRIVOL-JET CLN WELL	320-53600-47100				*	306.00		
4/10/26		18056		202603	VETTA-JET CLN WELL	320-53600-47100				*	306.00		
4/10/26		18056		202603	TENNIS COURT-JET CLN WELL	320-53600-47100				*	306.00		
RCM UTILITIES												7,499.75	002693
4/13/26	00122	10/24/25	1262575	202510	FLOW TEST HYDRANT FOR GPM	320-53600-46400				*	75.00		
10/24/25		1262575		202510	PAINT HYDRANT BARREL RED	320-53600-46400				*	100.00		
10/24/25		1262575		202510	ONLY PAINT HYDRANT BARREL	320-53600-46400				*	65.00		
10/24/25		1262575		202510	ONLY PAINT BONNETS/CAPS	320-53600-46400				*	35.00		
10/24/25		1262575		202510	BLUE REFLECTORFOR HYDRANT	320-53600-46400				*	20.00		
WAYNE AUTOMATIC FIRE SPINKLERS INC												295.00	002694
4/21/26	00119	4/17/26	Y875453	202604	30-POLY PIPE SLEEVE INSRT	320-53600-47500				*	56.10		
CORE AND MAIN LP												56.10	002695
PISL BELLA COLLINA TVISCARRA													

CHECK DATE	VEND#	INVOICE DATE	INVOICE	EXPENSED TO YRMO	DPT	ACCT#	SUB	SUBCLASS	VENDOR NAME	STATUS	AMOUNT	CHECK AMOUNT	CHECK #
4/21/26	00097	4/03/26	2226452	202604	300	15500	10200		3/4"IRRIG MTR SN:17519409	*	375.00		
		4/03/26	2226452	202604	300	15500	10200		3/4"IRRIG MTR SN:17519410	*	375.00		
		4/03/26	2226452	202604	300	15500	10200		3/4"IRRIG MTR SN:17519411	*	375.00		
		4/03/26	2226452	202604	300	15500	10200		3/4"IRRIG MTR SN:17519412	*	375.00		
		4/03/26	2226452	202604	300	15500	10200		3/4"IRRIG MTR SN:17519413	*	375.00		
		4/03/26	2226452	202604	300	15500	10200		1"POT.METER SN:20170988	*	443.00		
		4/03/26	2226452	202604	300	15500	10200		1"POT.METER SN:20170989	*	443.00		
		4/03/26	2226452	202604	300	15500	10200		1"POT.METER SN:20170990	*	443.00		
		4/03/26	2226452	202604	300	15500	10200		1"POT.METER SN:20170991	*	443.00		
		4/03/26	2226452	202604	300	15500	10200		1"POT.METER SN:20170992	*	443.00		
FERGUSON US HOLDINGS INC											4,090.00	002696	
4/21/26	00014	4/01/26	1066	202604	320	53600	46000		UTILITY BILLING APR26	*	6,250.00		
		4/01/26	1066	202604	310	53600	51000		OFFICE SUPPLIES	*	9.27		
		4/01/26	1066	202604	310	53600	42000		POSTAGE	*	226.88		
		4/01/26	1066A	202601	320	53600	46400		LOWES-ITEMS FOR SWR FREEZ	*	53.68		
		4/01/26	1066A	202601	320	53600	46400		LOWES-FREEZE PROTECTION	*	102.30		
		4/01/26	1066A	202601	320	53600	46400		HOME DEPOT-BATHRM ITEM/PT	*	141.55		
		4/01/26	1066A	202601	320	53600	46400		HOME DEPOT-ITEMS-WHIP FRZ	*	182.42		
		4/01/26	1066B	202602	310	53600	42000		POSTAGE FEB26	*	210.27		
		4/01/26	1066B	202602	320	53600	46400		HOME DEPOT-BRSH HOLD/PLNG	*	36.79		
		4/01/26	1068	202604	320	53600	12000		FIELD MANAGEMENT APR26	*	6,250.00		
		4/01/26	1070	202604	310	51300	34000		MANAGEMENT FEES APR26	*	1,431.42		
		4/01/26	1070	202604	310	51300	35100		INFORMATION TECH APR26	*	108.17		
GOVERNMENTAL MANAGEMENT SERVICES											15,002.75	002697	
PISL BELLA COLLINA TVISCARRA													

CHECK DATE	VEND#	INVOICE DATE	INVOICE	EXPENSED YRMO	TO DPT	ACCT#	SUB	SUBCLASS	VENDOR NAME	STATUS	AMOUNT	CHECK AMOUNT	CHECK #
4/21/26	00019	4/03/26	346520	202603	320-53600-34000				WATER PLANT SERVICE MAR26	*	3,580.00		
4/03/26		346520		202603	320-53600-34200				SEWER PLANT SERVICE MAR26	*	13,230.52		
4/03/26		346520		202603	320-53600-46800				TEST ANALYSIS PERMIT MAR	*	2,312.00		
GENERAL UTILITIES												19,122.52	002698
4/21/26	99999	4/21/26	VOID	202604	000-00000-00000				VOID CHECK	C	.00		
*****INVALID VENDOR NUMBER*****												.00	002699
4/21/26	00095	4/01/26	17822	202604	320-53600-46200				LOT 240-INST.IRRIG METER	*	852.75		
4/16/26		17769		202603	320-53600-46400				LOT 416-RPR POT."Y" LEAK	*	337.00		
4/16/26		17769		202603	320-53600-46200				LOT 416-INST.IRRIG METER	*	818.00		
4/16/26		17769		202603	320-53600-46200				INST.IRRIGATION METER BOX	*	34.75		
4/16/26		17769		202603	320-53600-46200				LOT 416-INST.POTABLE MTR	*	818.00		
4/16/26		17769		202603	320-53600-46200				INSTALL POTABLE METER BOX	*	45.00		
4/16/26		17771		202603	320-53600-46200				LOT 422-INST.IRRIG METER	*	818.00		
4/16/26		17771		202603	320-53600-46200				INST.IRRIGATION METER BOX	*	34.75		
4/16/26		17771		202603	320-53600-46200				LOT 422-INST.POTABLE MTR	*	818.00		
4/16/26		17771		202603	320-53600-46200				INSTALL POTABLE METER BOX	*	45.00		
4/16/26		17772		202603	320-53600-46400				LOT 424-EXTD POT.WHIP/CS	*	446.00		
4/16/26		17772		202603	320-53600-46200				LOT 424-INST.POTABLE MTR	*	818.00		
4/16/26		17772		202603	320-53600-46200				INSTALL POTABLE METER BOX	*	45.00		
4/16/26		17772		202603	320-53600-46200				LOT 424-INST.IRRIG METER	*	818.00		
4/16/26		17772		202603	320-53600-46200				INST.IRRIGATION METER BOX	*	34.75		
4/16/26		17823		202604	320-53600-46200				LOT 240-INST.POTABLE MTR	*	733.00		
4/16/26		17823		202604	320-53600-46200				INSTALL POTABLE METER BOX	*	45.00		

PISL BELLA COLLINA TVISCARRA

CHECK DATE	VEND#	INVOICE DATE	INVOICE	EXPENSED TO YRMO	DPT	ACCT#	SUB	SUBCLASS	VENDOR NAME	STATUS	AMOUNT	CHECK AMOUNT	CHECK #
4/16/26		17907		202603	320	53600	46400			*	981.00		
			WTP-MARK LINES IN DRAWING										
4/16/26		17917		202603	320	53600	47000			*	790.00		
			LOT 187-CLN GREASY FLOATS										
4/16/26		17930		202603	320	53600	46400			*	1,383.00		
			16202 VETTA-RPLC CURBSTOP										
4/16/26		17944		202603	320	53600	47000			*	424.00		
			LOT 445-TURN ON/CLN FLOAT										
			RCM UTILITIES										
												11,139.00	002700
4/21/26	00105	4/21/26	1149	202604	320	53600	47300			*	908.50		
			WW/WELL SITE MAINT APR26										
			THOMPSONS NURSERY INC										
												908.50	002701
4/22/26	00037	2/19/26	103357	202602	320	53600	46900			*	500.00		
			EMERG.CALL-16355 VETTA DR										
		2/19/26	103357	202602	320	53600	46900			*	3,375.00		
			9 HR TRUCK TIME TRVL TIME										
		2/19/26	103357	202602	320	53600	46900			*	900.00		
			PUMP 3600G FORCE MAIN-APT										
			AMERICAN PIPE AND TANK INC										
												4,775.00	002702
4/28/26	00119	4/23/26	Y884726	202604	320	53600	47500			*	206.55		
			5-POTABLE METER BOXES										
4/23/26		Y884726		202604	320	53600	47500			*	275.35		
			5-IRRIGATION METER BOXES										
4/23/26		Y884726		202604	320	53600	47500			*	11.60		
			10-3/4" SCH PVC ADAPTERS										
4/23/26		Y884726		202604	320	53600	47500			*	9.10		
			10-1" PVC ELBOWS										
4/23/26		Y884726		202604	320	53600	47500			*	7.30		
			10-1" PVC COUPLING										
4/23/26		Y884726		202604	320	53600	47500			*	82.20		
			10-1"X3/4" BRASS BUSHING										
4/23/26		Y884726		202604	320	53600	47500			*	86.00		
			40-1" POLY PIPE SLV INSRT										
			CORE AND MAIN LP										
												678.10	002703
4/28/26	99999	4/28/26	VOID	202604	000	00000	00000			C	.00		
			VOID CHECK										
			*****INVALID VENDOR NUMBER*****										
												.00	002704
4/28/26	00097	4/17/26	2226445	202604	300	15500	10200			*	375.00		
			3/4"POT.METER SN:20339732										
		4/17/26	2226445	202604	300	15500	10200			*	375.00		
			3/4"POT.METER SN:20339733										

PISL BELLA COLLINA TVISCARRA

CHECK DATE	VEND#	INVOICE DATE	INVOICE	EXPENSED TO YRMO	DPT	ACCT#	SUB	SUBCLASS	VENDOR NAME	STATUS	AMOUNT	CHECK AMOUNT	CHECK #
4/17/26		2226445	202604	300-15500-10200					3/4"POT.METER SN:20339734	*	375.00		
4/17/26		2226445	202604	300-15500-10200					3/4"POT.METER SN:20339735	*	375.00		
4/17/26		2226445	202604	300-15500-10200					3/4"POT.METER SN:20339736	*	375.00		
4/17/26		2226445	202604	300-15500-10200					3/4"POT.METER SN:20339737	*	375.00		
4/17/26		2226445	202604	300-15500-10200					3/4"POT.METER SN:20339738	*	375.00		
4/17/26		2226445	202604	300-15500-10200					3/4"POT.METER SN:20339739	*	375.00		
4/17/26		2226445	202604	300-15500-10200					3/4"POT.METER SN:20339740	*	375.00		
4/17/26		2226445	202604	300-15500-10200					3/4"POT.METER SN:20339741	*	375.00		
4/17/26		2226445	202604	300-15500-10200					3/4"POT.METER SN:20339742	*	375.00		
4/17/26		2226445	202604	300-15500-10200					3/4"POT.METER SN:20339743	*	375.00		
4/17/26		2226445	202604	300-15500-10200					3/4"POT.METER SN:20339744	*	375.00		
4/17/26		2226445	202604	300-15500-10200					3/4"POT.METER SN:20339745	*	375.00		
4/17/26		2226445	202604	300-15500-10200					3/4"POT.METER SN:20339746	*	375.00		
4/17/26		2226445	202604	300-15500-10200					3/4"POT.METER SN:20339747	*	375.00		
4/17/26		2226445	202604	300-15500-10200					3/4"POT.METER SN:20339748	*	375.00		
4/17/26		2226445	202604	300-15500-10200					3/4"POT.METER SN:20339749	*	375.00		
4/17/26		2226445	202604	300-15500-10200					3/4"POT.METER SN:20339750	*	375.00		
4/17/26		2226445	202604	300-15500-10200					3/4"POT.METER SN:20339751	*	375.00		
FERGUSON US HOLDINGS INC											7,500.00	002705	
4/28/26	99999	4/28/26	VOID	202604	000-00000-00000				VOID CHECK	C	.00		
*****INVALID VENDOR NUMBER*****											.00	002706	
4/28/26	99999	4/28/26	VOID	202604	000-00000-00000				VOID CHECK	C	.00		
*****INVALID VENDOR NUMBER*****											.00	002707	

PISL BELLA COLLINA TVISCARRA

CHECK DATE	VEND#INVOICE..... DATE INVOICE	...EXPENSED TO... YRMO DPT ACCT# SUB SUBCLASS	VENDOR NAME	STATUS	AMOUNTCHECK..... AMOUNT #
4/28/26	00095	4/01/26 17964	202604 320-53600-46200	LOT 230W-INST.POTABLE MTR	*	733.00	
		4/01/26 17964	202604 320-53600-46200	INSTALL POTABLE METER BOX	*	45.00	
		4/01/26 17964	202604 320-53600-46200	LOT 230W-INST.IRRIG METER	*	733.00	
		4/01/26 17964	202604 320-53600-46200	INST.IRRIGATION METER BOX	*	34.75	
		4/01/26 17964	202604 320-53600-46400	LOT 230W-EXTEND POT.WHIP	*	206.00	
		4/21/26 17640	202604 320-53600-47100	17050 MEDICI-JET CLN WELL	*	535.00	
		4/21/26 17767	202603 320-53600-46200	LOT 253-INST.IRRIG.METER	*	818.00	
		4/21/26 17767	202603 320-53600-46200	INST.IRRIGATION METER BOX	*	34.75	
		4/21/26 17816	202603 320-53600-47000	16138 TRIVOLI-PWR/STATOR	*	2,403.00	
		4/21/26 17875	202604 320-53600-47100	16138 TRIVOL-JET CLN WELL	*	351.00	
		4/21/26 17956	202603 320-53600-47000	17050 MEDICI-CLEAN FLOATS	*	599.00	
		4/22/26 17639	202604 320-53600-47100	16024 PENDIO-JET CLN WELL	*	402.00	
		4/22/26 17641	202604 320-53600-47100	15048 PENDIO-JET CLN WELL	*	402.00	
		4/22/26 17642	202604 320-53600-47100	15545 PENDIO-JET CLN WELL	*	402.00	
		4/22/26 17643	202604 320-53600-47100	15606 PENDIO-JET CLN WELL	*	402.00	
		4/22/26 17644	202604 320-53600-47100	16246 PENDIO-JET CLN WELL	*	402.00	
		4/22/26 17987	202604 320-53600-47000	15650 PEND-CURBSTOP OFF	*	388.00	
		4/22/26 17993	202604 320-53600-47000	16728 ARTIM-TOILET BACKUP	*	318.00	
		4/22/26 17996	202604 320-53600-47100	TENNIS CT-CLN DUMP STATN	*	1,466.00	
		4/22/26 18015	202604 320-53600-46200	17050 MEDICI-RPLC POT.MTR	*	733.00	
		4/22/26 18016	202604 320-53600-46200	15836 PENDIO-RPLC POT.MTR	*	733.00	
		4/22/26 18017	202604 320-53600-46200	LOT 17A-INST.POTABLE MTR	*	818.00	
		4/22/26 18017	202604 320-53600-46200	INST.IRRIGATION METER BOX	*	34.75	

PISL BELLA COLLINA TVISCARRA

CHECK DATE	VEND#	INVOICE DATE	INVOICE	EXPENSED TO... YRMO DPT ACCT# SUB SUBCLASS	VENDOR NAME	STATUS	AMOUNT	CHECK AMOUNT	CHECK #
4/22/26		18018	202604 320-53600-46200	LOT 17A-INST.POTABLE MTR		*	733.00		
4/22/26		18018	202604 320-53600-46200	INSTALL POTABLE METER BOX		*	45.00		
4/23/26		17732	202604 320-53600-46200	LOT 65A-INST.IRRIG METER		*	818.00		
4/23/26		17732	202604 320-53600-46200	INST.IRRIGATION METER BOX		*	34.75		
4/23/26		17873	202604 320-53600-46200	LOT 253-INST.POTABLE MTR		*	818.00		
4/23/26		17873	202604 320-53600-46200	INSTALL POTABLE METER BOX		*	45.00		
4/23/26		17873	202604 320-53600-46400	LOT 253-FIND/EXTEND WHIP		*	443.00		
4/23/26		17929	202603 320-53600-47000	16312 VETTA-ADJUST PUMP		*	1,328.00		
4/23/26		17929A	202604 320-53600-47000	16312 VETTA-RPLC START PK		*	783.00		
RCM UTILITIES								18,041.00	002708
4/28/26	00037	4/28/26	104281	202604 320-53600-46600	RMV TRSH/CLN LS-TNNIS/TWR	*	1,440.00		
4/28/26		104281	202604 320-53600-46600	FUEL SURCHARGE		*	55.00		
4/29/26		104292	202604 320-53600-46900	PUMP 28,400G SLUDGE/TREAT		*	7,952.00		
4/29/26		104292	202604 320-53600-46900	FUEL SURCHARGE		*	440.00		
AMERICAN PIPE AND TANK INC								9,887.00	002709
4/28/26	00042	5/01/26	4911	202604 310-53600-31100	WTR USE/HOTEL PROJ/ARV#17	*	7,530.40		
BOYD ENVIRONMENTAL ENGINEERING INC								7,530.40	002710
4/28/26	99999	4/28/26	VOID	202604 000-00000-00000	VOID CHECK	C	.00		
*****INVALID VENDOR NUMBER*****								.00	002711
4/28/26	99999	4/28/26	VOID	202604 000-00000-00000	VOID CHECK	C	.00		
*****INVALID VENDOR NUMBER*****								.00	002712
4/28/26	00097	4/24/26	2226445-	202604 300-15500-10200	1" POT METER SN:20339689	*	443.00		
4/24/26		2226445-	202604 300-15500-10200	1" POT METER SN:20339690		*	443.00		

PISL BELLA COLLINA TVISCARRA

CHECK DATE	VEND#INVOICE..... DATE INVOICE	...EXPENSED TO... YRMO DPT ACCT# SUB SUBCLASS	VENDOR NAME	STATUS	AMOUNTCHECK..... AMOUNT #
4/24/26		2226445-	202604 300-15500-10200	1" POT METER SN:20339691	*	443.00	
4/24/26		2226445-	202604 300-15500-10200	1" POT METER SN:20339692	*	443.00	
4/24/26		2226445-	202604 300-15500-10200	1" POT METER SN:20339693	*	443.00	
4/24/26		2226445-	202604 300-15500-10200	1" POT METER SN:20339694	*	443.00	
4/24/26		2226445-	202604 300-15500-10200	1" POT METER SN:20339695	*	443.00	
4/24/26		2226445-	202604 300-15500-10200	1" POT METER SN:20339696	*	443.00	
4/24/26		2226445-	202604 300-15500-10200	1" POT METER SN:20339697	*	443.00	
4/24/26		2226445-	202604 300-15500-10200	1" POT METER SN:20339698	*	443.00	
4/24/26		2226445-	202604 300-15500-10200	1" POT METER SN:20339699	*	443.00	
4/24/26		2226445-	202604 300-15500-10200	1" POT METER SN:20339700	*	443.00	
4/24/26		2226445-	202604 300-15500-10200	1" POT METER SN:20339701	*	443.00	
4/24/26		2226445-	202604 300-15500-10200	1" POT METER SN:20339702	*	443.00	
4/24/26		2226445-	202604 300-15500-10200	1" POT METER SN:20339703	*	443.00	
4/24/26		2226445-	202604 300-15500-10200	1" IRRIG METER SN:20339663	*	443.00	
4/24/26		2226445-	202604 300-15500-10200	1" IRRIG METER SN:20339664	*	443.00	
4/24/26		2226445-	202604 300-15500-10200	1" IRRIG METER SN:20339665	*	443.00	
4/24/26		2226445-	202604 300-15500-10200	1" IRRIG METER SN:20339666	*	443.00	
4/24/26		2226445-	202604 300-15500-10200	1" IRRIG METER SN:20339667	*	443.00	
4/24/26		2226445-	202604 300-15500-10200	1" IRRIG METER SN:20339668	*	443.00	
4/24/26		2226445-	202604 300-15500-10200	1" IRRIG METER SN:20339669	*	443.00	
4/24/26		2226445-	202604 300-15500-10200	1" IRRIG METER SN:20339670	*	443.00	
4/24/26		2226445-	202604 300-15500-10200	1" IRRIG METER SN:20339671	*	443.00	
4/24/26		2226445-	202604 300-15500-10200	1" IRRIG METER SN:20339672	*	443.00	

PISL BELLA COLLINA TVISCARRA

CHECK DATE	VEND#	INVOICE DATE	INVOICE	EXPENSED TO YRMO	DPT	ACCT#	SUB	SUBCLASS	VENDOR NAME	STATUS	AMOUNT	CHECK AMOUNT	CHECK #
4/24/26		2226445-	202604	300-15500-10200						*	443.00		
		1"IRRIG METER SN:20339673											
4/24/26		2226445-	202604	300-15500-10200						*	443.00		
		1"IRRIG METER SN:20339674											
4/24/26		2226445-	202604	300-15500-10200						*	443.00		
		1"IRRIG METER SN:20339675											
4/24/26		2226445-	202604	300-15500-10200						*	443.00		
		1"IRRIG METER SN:20339676											
4/24/26		2226445-	202604	300-15500-10200						*	443.00		
		1"IRRIG METER SN:20339677											
4/24/26		2226445-	202604	300-15500-10200						*	443.00		
		1"IRRIG METER SN:20339678											
4/24/26		2226445-	202604	300-15500-10200						*	443.00		
		1"IRRIG METER SN:20339679											
4/24/26		2226445-	202604	300-15500-10200						*	443.00		
		1"IRRIG METER SN:20339680											
4/24/26		2226445-	202604	300-15500-10200						*	443.00		
		1"IRRIG METER SN:20339681											
4/24/26		2226445-	202604	300-15500-10200						*	443.00		
		1"IRRIG METER SN:20339682											
FERGUSON US HOLDINGS INC											15,505.00	002713	
4/28/26	99999	4/28/26	VOID	202604	000-00000-00000					C	.00		
		VOID CHECK											
*****INVALID VENDOR NUMBER*****											.00	002714	
4/28/26	99999	4/28/26	VOID	202604	000-00000-00000					C	.00		
		VOID CHECK											
*****INVALID VENDOR NUMBER*****											.00	002715	
4/28/26	99999	4/28/26	VOID	202604	000-00000-00000					C	.00		
		VOID CHECK											
*****INVALID VENDOR NUMBER*****											.00	002716	
4/28/26	00014	2/28/26	1034	202601	320-53600-46400					*	55.00		
		INVEST.IRRG LEAKS/NOTIFY											
2/28/26		1035	202601	320-53600-46400						*	55.00		
		15855 VETTA-RPLC IRRG BOX											
2/28/26		1036	202601	320-53600-46400						*	55.00		
		15037 PENDIO-RPLC IRG BOX											
2/28/26		1037	202601	320-53600-46400						*	137.50		
		17109 CRETE-RPLC POT.MTR											
2/28/26		1038	202601	320-53600-46400						*	137.50		
		15738 VETTA-INST.DUAL CHK											
2/28/26		1039	202601	320-53600-46400						*	110.00		
		15746 VETTA-INST.DUAL CHK											

PISL BELLA COLLINA TVISCARRA

CHECK DATE	VEND#INVOICE..... DATE INVOICE	...EXPENSED TO... YRMO DPT ACCT# SUB SUBCLASS	VENDOR NAME	STATUS	AMOUNTCHECK..... AMOUNT #
2/28/26	1040	15750	202601 320-53600-46400	VETTA-INST.DUAL CHK	*	110.00	
2/28/26	1041	REPLACE	202602 320-53600-46400	BROKEN CURB STOP	*	55.00	
2/28/26	1042	16300	202602 320-53600-46400	VOLTER-INST.DUALCHK	*	137.50	
2/28/26	1043	16304	202602 320-53600-46400	VOLTER-INST.DUALCHK	*	137.50	
2/28/26	1044	16308	202602 320-53600-46400	VOLTER-INST.DUALCHK	*	137.50	
2/28/26	1045	15231	202602 320-53600-46400	PENDIO-RPLC POT.BOX	*	27.50	
2/28/26	1046	15048	202602 320-53600-46400	PENDIO-RPLC IRG.BOX	*	55.00	
2/28/26	1047	15125	202602 320-53600-46400	PENDIO-RPLC IRG.BOX	*	55.00	
2/28/26	1048	15129	202602 320-53600-46400	PENDIO-RPLC IRG.BOX	*	55.00	
2/28/26	1049	15133	202602 320-53600-46400	PENDIO-RPLC IRG.BOX	*	55.00	
2/28/26	1050	15505	202602 320-53600-46400	PENDIO-RPLC POT.BOX	*	55.00	
2/28/26	1051	15214	202602 320-53600-46400	PENDIO-RPLC POT.BOX	*	55.00	
2/28/26	1052	16242	202602 320-53600-46400	VOLTER-INST.DUALCHK	*	137.50	
2/28/26	1053	16238	202602 320-53600-46400	VOLTER-INST.DUALCHK	*	137.50	
2/28/26	1054	16234	202602 320-53600-46400	VOLTER-INST.DUALCHK	*	137.50	
2/28/26	1055	16233	202602 320-53600-46400	RAVEN-RELOCAT.WTRLN	*	340.00	
2/28/26	1056	16250	202602 320-53600-46400	VOLTER-INST.DUALCHK	*	137.50	
2/28/26	1057	16246	202602 320-53600-46400	VOLTER-INST.DUALCHK	*	137.50	
2/28/26	1058	16222	202602 320-53600-46400	VOLTER-INST.DUALCHK	*	137.50	
2/28/26	1059	16214	202602 320-53600-46400	VOLTER-INST.DUALCHK	*	137.50	
2/28/26	1060	16218	202602 320-53600-46400	VOLTER-INST.DUALCHK	*	137.50	
2/28/26	1061	LOWER	202602 320-53600-46400	VALVE CASING-WLKWAY	*	27.50	
2/28/26	1062	MSC.DUALCHK	202602 320-53600-46400	VLV/RPLC MTR	*	440.00	

PISL BELLA COLLINA TVISCARRA

CHECK DATE	VEND#INVOICE..... DATE INVOICE	...EXPENSED TO... YRMO DPT ACCT# SUB SUBCLASS	VENDOR NAME	STATUS	AMOUNTCHECK..... AMOUNT #
2/28/26	1063	202602 320-53600-46400	RPLC COPPER LINE-HSP#2-HC		*	220.00	
2/28/26	1064	202602 320-53600-46400	INST.MSC.DUALCHK/DOOR SWP		*	440.00	
2/28/26	1065	202602 320-53600-46400	15125 PENDIO-RPLC POT.MTR		*	110.00	
3/31/26	1071	202602 320-53600-46400	RMV INSULATION-SEWER WHIP		*	55.00	
3/31/26	1072	202602 320-53600-46400	INST.MSC.DUALCHK/RPLC BOX		*	440.00	
3/31/26	1073	202603 320-53600-46400	INST.MSC.DUALCHK/RPR.WHIP		*	522.50	
3/31/26	1074	202603 320-53600-46400	INST.MSC.DUALCHK/IRRG.BOX		*	587.50	
3/31/26	1075	202603 320-53600-47100	ASSIST-GRINDER STN CLNOUT		*	55.00	
3/31/26	1075	202603 320-53600-46400	EXTD SWR WHP/INST.DUALCHK		*	385.00	
3/31/26	1076	202603 320-53600-46400	EXTD/RPR IRRG WHP/DUALCHK		*	560.00	
3/31/26	1077	202603 320-53600-46400	INST.DUALCHK/CURBSTP/MTRS		*	505.00	
3/31/26	1078	202603 320-53600-46400	RPLC 2IRRG MTR/DUALCHK/BX		*	612.50	
3/31/26	1079	202603 320-53600-46400	INST.3DUALCHK/RPLC IRG BX		*	585.00	
3/31/26	1081	202603 320-53600-46400	INST.DUALCHK/RPLC IRG MTR		*	585.00	
3/31/26	1082	202603 320-53600-46400	INST.DUALCHK/LOCAT.POT.BX		*	585.00	
3/31/26	1083	202603 320-53600-46400	16120 VOLTER-EVAL.LK/CLN		*	310.00	
3/31/26	1084	202603 320-53600-46400	INST.4 DUALCHK VLV/MTR BX		*	585.00	
3/31/26	1085	202603 320-53600-46400	INST.DUALCHK/CLN CL.ROOM		*	550.00	
GOVERNMENTAL MANAGEMENT SERVICES							11,085.00 002717
4/28/26	00025	4/30/26 378604	202604 320-53600-46300	31.9 OFF ROAD DYED DIESEL	*	159.82	
		4/30/26 378604	202604 320-53600-46300	TRIP CHARGE	*	100.00	
HARRIS OIL COMPANY LLC							259.82 002718
4/28/26	00095	4/16/26 17963	202604 320-53600-46200	LOT 282W-INST.POTABLE MTR	*	733.00	
PISL BELLA COLLINA TVISCARRA							

CHECK DATE	VEND#	INVOICE DATE	INVOICE	EXPENSED TO... YRMO DPT ACCT# SUB SUBCLASS	VENDOR NAME	STATUS	AMOUNT	CHECK AMOUNT	CHECK #
4/16/26	17963	202604	320-53600-46200	INSTALL POTABLE METER BOX		*	45.00		
4/16/26	17963	202604	320-53600-46200	LOT 282W-INST.IRRIG METER		*	733.00		
4/16/26	17963	202604	320-53600-46200	INST.IRRIGATION METER BOX		*	34.75		
RCM UTILITIES								1,545.75	002719
4/28/26	00105	5/01/26	1156	202605 320-53600-47300	THOMPSONS NURSERY INC	*	908.50		
THOMPSONS NURSERY INC								908.50	002720
TOTAL FOR BANK B							172,808.97		
TOTAL FOR REGISTER							172,808.97		

PISL BELLA COLLINA TVISCARRA

CHECK DATE	VEND#INVOICE..... DATE INVOICE	...EXPENSED TO... YRMO DPT ACCT# SUB SUBCLASS	VENDOR NAME	STATUS	AMOUNTCHECK..... AMOUNT #	
4/08/26	00002	10/31/26 I79349	202603 320-53600-60000	INST.GENERATOR-15601 VETT	*	50,755.00		
							ALTERNATIVE POWER SOLUTIONS INC	50,755.00 000071
4/13/26	00024	4/06/26 990	202604 320-53600-60000	MODIFY FLW SENSE-WELL/HSP	*	3,500.00		
							AL COVELL ELECTRIC LLC	3,500.00 000072
4/22/26	00001	4/03/26 346520	202603 320-53600-60000	SVC CALL-RPLC MOTOR/G.VLV	*	8,690.00		
		4/03/26 346520	202603 320-53600-60000	SVC CALL-RPLC SLDGE PUMP	*	24,600.00		
							GENERAL UTILITIES	33,290.00 000073
4/22/26	00026	4/01/26 1069	202602 320-53600-60000	TRACTOR SUP-FLUSHING TRLR	*	2,639.99		
							GOVERNMENTAL MANAGEMENT SERVICES	2,639.99 000074
						TOTAL FOR BANK D	90,184.99	
						TOTAL FOR REGISTER	90,184.99	

PISL BELLA COLLINA TVISCARRA

SECTION 2

Bella Collina
Community Development District

Unaudited Financial Reporting
March 31, 2026



Table of Contents

1	<u>Balance Sheet</u>
2	<u>General Fund Income Statement</u>
3	<u>General Fund Month to Month</u>
4	<u>GF Capital Reserve Income Statement</u>
5	<u>Debt Service Fund Series 2004 Income Statement</u>
6	<u>Debt Service Fund Series 2024 Income Statement</u>
7	<u>Capital Projects Fund Series 2024 Income Statement</u>
8-9	<u>Water & Sewer Income Statement</u>
10-11	<u>Water & Sewer Month to Month</u>
12	<u>WS Capital Reserve Income Statement</u>
13	<u>Long Term Debt Summary</u>
14	<u>Assessment Receipt Schedule</u>
15	<u>Construction Schedule Series 2024</u>

Bella Collina
Community Development District
Balance Sheet
March 31, 2026

	General Fund	Capital Reserve - (GF) Fund	Debt Service Fund	Capital Projects Fund	Water & Sewer Fund	Capital Reserve - (W&S) Fund	Totals Governmental Funds
Assets:							
Cash - Truist Bank	\$ 174,056	\$ 611	\$ -	\$ -	\$ 604,424	\$ 85,934	\$ 865,026
Investments:							
Series 2004							
Reserve	-	-	665,000	-	-	-	665,000
Revenue	-	-	1,081,050	-	-	-	1,081,050
Interest	-	-	152	-	-	-	152
Prepayment	-	-	400	-	-	-	400
Redemption	-	-	4,136	-	-	-	4,136
Escrow RAF	-	-	-	-	83,290	-	83,290
Series 2024							
Reserve	-	-	385,067	-	-	-	385,067
Revenue	-	-	649,441	-	-	-	649,441
Capitalized Interest	-	-	21,760	-	-	-	21,760
Construction	-	-	-	4,102,715	-	-	4,102,715
State Board of Administration	125,810	538,130	-	-	1,001,618	1,890,296	3,555,854
Accounts Receivable	-	-	-	-	157,901	-	157,901
Due From General Fund	-	-	57,559	-	1,580	-	59,139
Due from Water & Sewer	406	-	-	-	2,426	-	2,832
Prepaid Expenses	-	-	-	-	-	-	-
Prepaid Expenses - Grinder Pumps	-	-	-	-	182,412	-	182,412
Prepaid Expenses - Meters	-	-	-	-	6,851	-	6,851
Net Improvements	-	-	-	-	5,125,592	-	5,125,592
Total Assets	\$ 300,273	\$ 538,741	\$ 2,864,565	\$ 4,102,715	\$ 7,166,094	\$ 1,976,230	\$ 16,948,618
Liabilities:							
Accounts Payable	\$ 2,439	-	-	\$ 778,649	\$ 91,668	\$ 155,485	\$ 1,028,241
Contracts Payable	-	-	-	67,618	-	-	67,618
Due to Debt Service 2004	35,830	-	-	-	-	-	35,830
Due to Debt Service 2024	21,729	-	-	-	-	-	21,729
Due to General Fund	-	-	-	-	406	-	406
Due to Water & Sewer	1,580	-	-	-	-	-	1,580
Due to Developer - Escrow	-	-	-	-	284,946	-	284,946
Due to Developer - Guarantee Connections	-	-	-	-	3,271,160	-	3,271,160
Deferred Revenue - Grinder Pump	-	-	-	-	320,511	-	320,511
Total Liabilities	\$ 61,578	\$ -	\$ -	\$ 846,267	\$ 3,968,691	\$ 155,485	\$ 5,032,021
Fund Balances:							
Restricted For Debt Service 2004	\$ -	\$ -	\$ 1,786,568	\$ -	\$ -	\$ -	\$ 1,786,568
Restricted For Debt Service 2024	-	-	1,077,997	-	-	-	1,077,997
Restricted For Capital Projects	-	-	-	3,256,448	78,529	-	3,334,977
Invested in Capital Assets, Net of Related Debt	-	-	-	-	(467,863)	-	(467,863)
Unrestricted	-	538,741	-	-	3,586,737	1,820,745	5,946,223
Unassigned	238,695	-	-	-	-	-	238,695
Total Fund Balances	\$ 238,695	\$ 538,741	\$ 2,864,565	\$ 3,256,448	\$ 3,197,403	\$ 1,820,745	\$ 11,916,598
Total Liabilities & Fund Equity	\$ 300,273	\$ 538,741	\$ 2,864,565	\$ 4,102,715	\$ 7,166,094	\$ 1,976,230	\$ 16,948,618

Bella Collina

Community Development District General Fund

Statement of Revenues, Expenditures, and Changes in Fund Balance For The Period Ending March 31, 2026

	Adopted	Prorated Budget	Actual	
	Budget	Thru 03/31/26	Thru 03/31/26	Variance
Revenues:				
Special Assessments	\$ 200,649	\$ 167,857	\$ 167,857	\$ -
Interest	5,000	2,500	4,301	1,801
Total Revenues	\$ 205,649	\$ 170,357	\$ 172,159	\$ 1,801
Expenditures:				
<i>Administrative:</i>				
Supervisor Fees	\$ 8,000	\$ 4,000	\$ 2,800	\$ 1,200
FICA Expense	612	306	214	92
Engineering Fees	8,000	4,000	5,082	(1,082)
Attorney	15,000	7,500	7,167	333
Arbitrage	900	600	600	-
Dissemination	6,335	3,168	3,168	(0)
Annual Audit	2,325	-	-	-
Trustee Fees	7,000	7,000	7,300	(300)
Assessment Administration	6,953	6,953	6,953	-
Management Fees	60,120	30,060	30,060	-
Information Technology	1,947	974	974	-
Website Maintenance	1,298	649	649	(0)
Telephone	50	25	-	25
Postage	1,500	750	357	393
Printing & Binding	500	250	305	(55)
Insurance	11,662	11,662	10,516	1,146
Legal Advertising	3,000	1,500	280	1,221
Other Current Charges	200	100	52	48
Office Supplies	200	100	18	82
Dues, Licenses & Subscriptions	175	175	175	-
Total Administrative:	\$ 135,777	\$ 79,771	\$ 76,670	\$ 3,101
<i>Operations & Maintenance</i>				
Field Services	\$ 26,430	\$ 13,215	\$ 13,215	\$ -
Pond Maintenance	36,498	18,249	18,589	(340)
Stormwater Repairs & Maintenance	10,000	5,000	8,833	(3,833)
Total Operations & Maintenance:	\$ 72,928	\$ 36,464	\$ 40,637	\$ (4,173)
<i>Reserves</i>				
Capital Reserve Transfer	\$ -	\$ -	\$ -	\$ -
Total Reserves	\$ -	\$ -	\$ -	\$ -
Total Expenditures	\$ 208,705	\$ 116,235	\$ 117,306	\$ (1,071)
Excess Revenues (Expenditures)	\$ (3,056)		\$ 54,853	
Fund Balance - Beginning	\$ 3,056		\$ 183,843	
Fund Balance - Ending	\$ -		\$ 238,695	

Bella Collina
Community Development District
Month to Month

	Oct	Nov	Dec	Jan	Feb	Mar	Apr	May	Jun	Jul	Aug	Sept	Total
Revenues:													
Special Assessments	\$ -	\$ 23,109	\$ 118,022	\$ -	\$ 11,563	\$ 15,164	\$ -	\$ -	\$ -	\$ -	\$ -	\$ -	\$ 167,857
Interest	449	422	421	1,669	624	715	-	-	-	-	-	-	4,301
Total Revenues	\$ 449	\$ 23,531	\$ 118,443	\$ 1,669	\$ 12,187	\$ 15,879	\$ -	\$ -	\$ -	\$ -	\$ -	\$ -	\$ 172,159
Expenditures:													
Administrative:													
Supervisor Fees	\$ -	\$ 1,000	\$ 800	\$ -	\$ 800	\$ 200	\$ -	\$ -	\$ -	\$ -	\$ -	\$ -	\$ 2,800
FICA Expense	-	77	61	-	61	15	-	-	-	-	-	-	214
Engineering Fees	1,250	1,245	1,297	329	441	520	-	-	-	-	-	-	5,082
Attorney	478	1,405	1,934	1,438	1,007	906	-	-	-	-	-	-	7,167
Arbitrage	-	-	600	-	-	-	-	-	-	-	-	-	600
Dissemination	528	528	528	528	528	528	-	-	-	-	-	-	3,168
Annual Audit	-	-	-	-	-	-	-	-	-	-	-	-	-
Trustee Fees	7,300	-	-	-	-	-	-	-	-	-	-	-	7,300
Assessment Administration	6,953	-	-	-	-	-	-	-	-	-	-	-	6,953
Management Fees	5,010	5,010	5,010	5,010	5,010	5,010	-	-	-	-	-	-	30,060
Information Technology	162	162	162	162	162	162	-	-	-	-	-	-	974
Website Maintenance	108	108	108	108	108	108	-	-	-	-	-	-	649
Telephone	-	-	-	-	-	-	-	-	-	-	-	-	-
Postage	103	82	21	40	4	107	-	-	-	-	-	-	357
Printing & Binding	287	2	4	3	2	7	-	-	-	-	-	-	305
Insurance	10,516	-	-	-	-	-	-	-	-	-	-	-	10,516
Legal Advertising	280	-	-	-	-	-	-	-	-	-	-	-	280
Other Current Charges	-	-	-	-	-	52	-	-	-	-	-	-	52
Office Supplies	1	0	8	0	0	9	-	-	-	-	-	-	18
Dues, Licenses & Subscriptions	175	-	-	-	-	-	-	-	-	-	-	-	175
Total Administrative:	\$ 33,151	\$ 9,619	\$ 10,534	\$ 7,618	\$ 8,124	\$ 7,624	\$ -	\$ -	\$ -	\$ -	\$ -	\$ -	\$ 76,670
Operations & Maintenance													
Field Services	\$ 2,203	\$ 2,203	\$ 2,203	\$ 2,203	\$ 2,203	\$ 2,203	\$ -	\$ -	\$ -	\$ -	\$ -	\$ -	\$ 13,215
Pond Maintenance	3,042	3,042	3,382	3,042	3,042	3,042	-	-	-	-	-	-	18,589
Stormwater Repairs & Maintenance	1,700	1,873	3,311	1,949	-	-	-	-	-	-	-	-	8,833
Total Operations & Maintenance:	\$ 6,944	\$ 7,117	\$ 8,895	\$ 7,193	\$ 5,244	\$ 5,244	\$ -	\$ -	\$ -	\$ -	\$ -	\$ -	\$ 40,637
Reserves													
Capital Reserve Transfer	\$ -	\$ -	\$ -	\$ -	\$ -	\$ -	\$ -	\$ -	\$ -	\$ -	\$ -	\$ -	\$ -
Total Reserves	\$ -	\$ -	\$ -	\$ -	\$ -	\$ -	\$ -	\$ -	\$ -	\$ -	\$ -	\$ -	\$ -
Total Expenditures	\$ 40,095	\$ 16,736	\$ 19,429	\$ 14,811	\$ 13,368	\$ 12,868	\$ -	\$ -	\$ -	\$ -	\$ -	\$ -	\$ 117,306
Excess Revenues (Expenditures)	\$ (39,646)	\$ 6,795	\$ 99,014	\$ (13,142)	\$ (1,180)	\$ 3,011	\$ -	\$ -	\$ -	\$ -	\$ -	\$ -	\$ 54,853

Bella Collina

Community Development District

Capital Reserve - General Fund

Statement of Revenues, Expenditures, and Changes in Fund Balance For The Period Ending March 31, 2026

	Adopted	Prorated Budget	Actual	
	Budget	Thru 03/31/26	Thru 03/31/26	Variance
Revenues:				
Transfer In	\$ -	\$ -	\$ -	\$ -
Interest	20,000	10,000	11,119	1,119
Total Revenues	\$ 20,000	\$ 10,000	\$ 11,119	\$ 1,119
Expenditures:				
Contingency	\$ 600	\$ 300	\$ 272	\$ 28
Capital Outlay	-	-	46,000	(46,000)
Total Expenditures	\$ 600	\$ 300	\$ 46,272	\$ (45,972)
Excess Revenues (Expenditures)	\$ 19,400	\$ 9,700	\$ (35,153)	
Fund Balance - Beginning	\$ 572,833		\$ 573,894	
Fund Balance - Ending	\$ 592,233		\$ 538,741	

Bella Collina

Community Development District

Debt Service Fund - Series 2004

Statement of Revenues, Expenditures, and Changes in Fund Balance

For The Period Ending March 31, 2026

	Adopted	Prorated Budget	Actual	
	Budget	Thru 03/31/26	Thru 03/31/26	Variance
Revenues:				
Special Assessments	\$ 1,269,901	\$ 1,066,460	\$ 1,066,460	\$ -
Interest	48,000	24,000	17,973	(6,027)
Total Revenues	\$ 1,317,901	\$ 1,090,460	\$ 1,084,433	\$ (6,027)
Expenditures:				
Series 2004				
Interest - 11/01	\$ 273,125	\$ 273,125	\$ 273,125	\$ -
Special Call - 11/01	-	-	70,000	(70,000)
Principal - 05/01	725,000	-	-	-
Interest - 05/01	273,125	-	-	-
Total Expenditures	\$ 1,271,250	\$ 273,125	\$ 343,125	\$ (70,000)
Other Sources/(Uses)				
Transfer In/(Out)	\$ -	\$ -	\$ -	\$ -
Total Other Financing Sources (Uses)	\$ -	\$ -	\$ -	\$ -
Excess Revenues (Expenditures)	\$ 46,651		\$ 741,308	
Fund Balance - Beginning	\$ 305,893		\$ 1,045,261	
Fund Balance - Ending	\$ 352,544		\$ 1,786,568	

Bella Collina

Community Development District

Debt Service Fund - Series 2024

Statement of Revenues, Expenditures, and Changes in Fund Balance For The Period Ending March 31, 2026

	Adopted	Prorated Budget	Actual	
	Budget	Thru 03/31/26	Thru 03/31/26	Variance
Revenues:				
Special Assessments	\$ 770,134	\$ 646,756	\$ 646,756	\$ -
Interest	18,000	9,000	11,406	2,406
Total Revenues	\$ 788,134	\$ 655,756	\$ 658,162	\$ 2,406
Expenditures:				
Series 2024				
Interest - 11/01	\$ 297,289	\$ 297,289	\$ 297,289	\$ -
Principal - 05/01	175,000	-	-	-
Interest - 05/01	297,289	-	-	-
Total Expenditures	\$ 769,578	\$ 297,289	\$ 297,289	\$ -
Other Sources/(Uses)				
Transfer In/(Out)	\$ -	\$ -	\$ -	\$ -
Total Other Financing Sources (Uses)	\$ -	\$ -	\$ -	\$ -
Excess Revenues (Expenditures)	\$ 18,557		\$ 360,874	
Fund Balance - Beginning	\$ 327,398		\$ 717,123	
Fund Balance - Ending	\$ 345,955		\$ 1,077,997	

Bella Collina

Community Development District Capital Projects Fund - Series 2024

Statement of Revenues, Expenditures, and Changes in Fund Balance For The Period Ending March 31, 2026

	Adopted	Prorated Budget	Actual	
	Budget	Thru 03/31/26	Thru 03/31/26	Variance
Revenues:				
Interest	\$ -	\$ -	\$ 80,686	\$ 80,686
Total Revenues	\$ -	\$ -	\$ 80,686	\$ 80,686
Expenditures:				
Series 2024				
Capital Outlay	\$ -	\$ -	\$ 1,251,878	\$ (1,251,878)
Total Expenditures	\$ -	\$ -	\$ 1,251,878	\$ (1,251,878)
Other Sources/(Uses)				
Transfer In/(Out)	\$ -	\$ -	\$ -	\$ -
Total Other Financing Sources (Uses)	\$ -	\$ -	\$ -	\$ -
Excess Revenues (Expenditures)	\$ -	\$ -	\$ (1,171,192)	
Fund Balance - Beginning	\$ -		\$ 4,427,640	
Fund Balance - Ending	\$ -		\$ 3,256,448	

Bella Collina

Community Development District

Water & Sewer

Statement of Revenues, Expenditures, and Changes in Fund Balance For The Period Ending March 31, 2026

	Adopted	Prorated Budget	Actual	
	Budget	Thru 03/31/26	Thru 03/31/26	Variance
Revenues:				
Water Utility Revenue				
Monthly Potable Water Consumption	\$ 265,000	\$ 132,500	\$ 176,513	\$ 44,013
Monthly Wastewater Consumption	425,000	212,500	237,038	24,538
Monthly Irrigation Consumption	685,000	342,500	333,520	(8,980)
Special Assessments	71,487	57,044	57,044	-
Miscellaneous Revenue	50,000	25,000	50,973	25,973
Interest	18,000	9,000	16,804	7,804
Total Revenues	\$ 1,514,487	\$ 778,544	\$ 871,891	\$ 93,347

Expenditures:

Administrative

Engineering Fees	\$ 75,000	\$ 37,500	\$ 87,659	\$ (50,159)
Attorney Fees	15,500	7,750	540	7,210
Annual Audit	2,325	-	-	-
Management Fees	17,177	8,589	8,589	(0)
Information Technology	1,298	649	649	(0)
Postage	3,000	1,500	1,416	84
Printing & Binding	100	50	-	50
Other Current Charges	1,200	600	1,307	(707)
Office Supplies	750	375	328	47
Dues, Licenses & Subscriptions	5,300	-	-	-
Total Administrative:	\$ 121,650	\$ 57,013	\$ 100,487	\$ (43,475)

Bella Collina

Community Development District

Water & Sewer

Statement of Revenues, Expenditures, and Changes in Fund Balance For The Period Ending March 31, 2026

	Adopted Budget	Prorated Budget Thru 03/31/26	Actual Thru 03/31/26	Variance
<i>Operations & Maintenance</i>				
Field Management	\$ 75,000	\$ 37,500	\$ 37,500	\$ -
Property Insurance	85,162	85,162	82,340	2,822
Telephone	7,940	3,970	5,089	(1,119)
Electric	82,470	41,235	38,976	2,259
Trash Removal	6,200	3,100	2,986	114
Landscape Maintenance	10,902	5,451	5,451	-
Pond Maintenance	1,400	700	666	34
Repairs & Maintenance	250,000	125,000	89,559	35,441
Repairs & Maintenance - Grinder Pumps	150,000	75,000	136,068	(61,068)
Grinder Pump Preventative Maintenance	40,000	20,000	7,400	12,600
Water Plant Services (General Utilities)	50,000	25,000	31,960	(6,960)
Wastewater Plant Services (General Utilities)	110,000	55,000	66,941	(11,941)
Irrigation Plant Services (General Utilities)	31,200	15,600	-	15,600
Water & Sewer Field Operations	32,000	16,000	-	16,000
Sludge Disposal	15,000	7,500	26,675	(19,175)
Contractual Services	75,000	37,500	37,500	-
Fuel Expense	6,000	3,000	2,569	431
Wastewater Testing & Analysis	25,000	12,500	14,285	(1,785)
Operating Systems Maintenance	15,000	7,500	11,393	(3,893)
Generator Maintenance	6,000	3,000	10,692	(7,692)
Lighting	10,000	5,000	-	5,000
Operating Supplies	75,000	37,500	34,074	3,426
Total Operations & Maintenance:	\$ 1,159,274	\$ 622,218	\$ 642,123	\$ (19,905)
Total Expenditures	\$ 1,280,924	\$ 679,231	\$ 742,610	\$ (63,380)
Net Operating Income	\$ 233,563		\$ 129,280	
<i>Non Operating Revenues/(Expenditures)</i>				
Application Fees	\$ -	\$ -	\$ 3,475	\$ 3,475
Meter Fees - Water	-	-	41,125	41,125
Meter Fees - Irrigation	-	-	36,855	36,855
Grinder Pump	-	-	205,650	205,650
Connection Fees Revenue				
Water System	-	-	199,260	199,260
Wastewater System	-	-	105,120	105,120
AFPI Charges				
Water System	-	-	36,108	36,108
Wastewater System	-	-	19,044	19,044
Grinder Pump	-	-	(165,591)	(165,591)
New Meter Install	-	-	(75,090)	(75,090)
Transfer Out	(233,563)	(233,563)	(233,563)	(467,126)
Total Non Operating Revenues (Expenditures)	\$ (233,563)	\$ (233,563)	\$ 172,393	\$ (61,170)
Change in Net Position	\$ -		\$ 301,674	
Net Postion - Beginning	\$ -		\$ 3,285,063	
Net Position - Ending	\$ -		\$ 3,586,737	

Bella Collina
Community Development District

Month to Month

	Oct	Nov	Dec	Jan	Feb	Mar	Apr	May	Jun	Jul	Aug	Sept	Total
Revenues:													
Water Utility Revenue													
Monthly Potable Water Consumption	\$ 21,979	\$ 25,050	\$ 30,348	\$ 32,117	\$ 34,261	\$ 32,758	\$ -	\$ -	\$ -	\$ -	\$ -	\$ -	\$ 176,513
Monthly Wastewater Consumption	37,287	39,632	38,735	40,192	40,579	40,613	-	-	-	-	-	-	237,038
Monthly Irrigation Consumption	55,445	58,354	55,852	56,463	42,011	65,395	-	-	-	-	-	-	333,520
Special Assessments	-	7,853	40,108	-	3,930	5,153	-	-	-	-	-	-	57,044
Miscellaneous Revenue	5,157	11,437	7,092	6,158	6,982	14,147	-	-	-	-	-	-	50,973
Interest	1,839	1,745	1,723	3,007	4,019	4,471	-	-	-	-	-	-	16,804
Total Revenues	\$ 121,706	\$ 144,071	\$ 173,858	\$ 137,937	\$ 131,782	\$ 162,537	\$ -	\$ -	\$ -	\$ -	\$ -	\$ -	\$ 871,891
Expenditures:													
Administrative													
Engineering Fees	\$ 15,303	\$ 14,927	\$ 16,045	\$ 13,706	\$ 13,694	\$ 13,984	\$ -	\$ -	\$ -	\$ -	\$ -	\$ -	\$ 87,659
Attorney Fees	-	-	540	-	-	-	-	-	-	-	-	-	540
Annual Audit	-	-	-	-	-	-	-	-	-	-	-	-	-
Management Fees	1,431	1,431	1,431	1,431	1,431	1,431	-	-	-	-	-	-	8,589
Information Technology	108	108	108	108	108	108	-	-	-	-	-	-	649
Postage	283	243	207	222	230	231	-	-	-	-	-	-	1,416
Printing & Binding	-	-	-	-	-	-	-	-	-	-	-	-	-
Other Current Charges	131	348	126	286	207	208	-	-	-	-	-	-	1,307
Office Supplies	124	45	43	81	34	1	-	-	-	-	-	-	328
Dues, Licenses & Subscriptions	-	-	-	-	-	-	-	-	-	-	-	-	-
Total Administrative:	\$ 17,381	\$ 17,102	\$ 18,501	\$ 15,834	\$ 15,705	\$ 15,964	\$ -	\$ -	\$ -	\$ -	\$ -	\$ -	\$ 100,487

Bella Collina
Community Development District

Month to Month

	Oct	Nov	Dec	Jan	Feb	Mar	Apr	May	Jun	Jul	Aug	Sept	Total
Operations & Maintenance													
Field Management	\$ 6,250	\$ 6,250	\$ 6,250	\$ 6,250	\$ 6,250	\$ 6,250	\$ -	\$ -	\$ -	\$ -	\$ -	\$ -	\$ 37,500
Property Insurance	82,340	-	-	-	-	-	-	-	-	-	-	-	82,340
Telephone	-	1,264	842	961	871	1,152	-	-	-	-	-	-	5,089
Electric	6,557	6,951	6,128	7,099	7,119	5,122	-	-	-	-	-	-	38,976
Trash Removal	498	498	498	498	498	498	-	-	-	-	-	-	2,986
Landscape Maintenance	909	909	909	909	909	909	-	-	-	-	-	-	5,451
Pond Maintenance	111	111	111	111	111	111	-	-	-	-	-	-	666
Repairs & Maintenance	8,716	10,349	14,161	16,508	22,910	16,916	-	-	-	-	-	-	89,559
Repairs & Maintenance - Grinder Pumps	24,394	32,464	21,595	16,602	21,106	19,907	-	-	-	-	-	-	136,068
Grinder Pump Preventative Maintenance	2,100	-	1,680	-	-	3,620	-	-	-	-	-	-	7,400
Water Plant Services (General Utilities)	5,230	3,830	3,580	12,160	3,580	3,580	-	-	-	-	-	-	31,960
Wastewater Plant Services (General Utilities)	12,235	12,075	9,800	9,800	9,800	13,231	-	-	-	-	-	-	66,941
Irrigation Plant Services (General Utilities)	-	-	-	-	-	-	-	-	-	-	-	-	-
Sludge Disposal	-	16,474	-	-	10,201	-	-	-	-	-	-	-	26,675
Contractual Services	6,250	6,250	6,250	6,250	6,250	6,250	-	-	-	-	-	-	37,500
Fuel Expense	1,523	-	1,046	-	-	-	-	-	-	-	-	-	2,569
Wastewater Testing & Analysis	1,938	1,820	4,255	1,980	1,980	2,312	-	-	-	-	-	-	14,285
Operating Systems Maintenance	5,093	2,435	770	1,495	800	800	-	-	-	-	-	-	11,393
Generator Maintenance	2,094	2,795	5,127	675	-	-	-	-	-	-	-	-	10,692
Lighting	-	-	-	-	-	-	-	-	-	-	-	-	-
Operating Supplies	193	881	16,739	1,746	11,012	3,503	-	-	-	-	-	-	34,074
Total Operations & Maintenance:	\$ 166,430	\$ 105,355	\$ 99,742	\$ 83,043	\$ 103,396	\$ 84,158	\$ -	\$ -	\$ -	\$ -	\$ -	\$ -	\$ 642,123
Net Operating Income	\$ (62,104)	\$ 21,614	\$ 55,615	\$ 39,060	\$ 12,681	\$ 62,415	\$ -	\$ -	\$ -	\$ -	\$ -	\$ -	\$ 129,280
Non Operating Revenues/(Expenditures)													
Application Fees	\$ 650	\$ 600	\$ 475	\$ 550	\$ 350	\$ 850	\$ -	\$ -	\$ -	\$ -	\$ -	\$ -	\$ 3,475
Meter Fees - Water	8,220	6,480	3,855	6,015	1,285	15,270	-	-	-	-	-	-	41,125
Meter Fees - Irrigation	7,350	6,480	3,135	5,085	975	13,830	-	-	-	-	-	-	36,855
Grinder Pump	54,840	27,420	34,275	41,130	34,275	13,710	-	-	-	-	-	-	205,650
Connection Fees Revenue													
Water System	44,280	33,210	16,605	27,675	5,535	71,955	-	-	-	-	-	-	199,260
Wastewater System	23,360	17,520	8,760	14,600	2,920	37,960	-	-	-	-	-	-	105,120
AFPI Charges													
Water System	8,024	6,018	3,009	5,015	1,003	13,039	-	-	-	-	-	-	36,108
Wastewater System	4,232	3,174	1,587	2,645	529	6,877	-	-	-	-	-	-	19,044
Grinder Pump	(42,686)	(27,454)	(24,731)	(32,802)	(27,085)	(10,834)	-	-	-	-	-	-	(165,591)
New Meter Install	(14,658)	(12,897)	(8,049)	(7,409)	(4,807)	(27,270)	-	-	-	-	-	-	(75,090)
Transfer Out	-	-	-	-	-	(233,563)	-	-	-	-	-	-	(233,563)
Total Non Operating Revenues (Expenditures)	\$ 93,612	\$ 60,551	\$ 38,921	\$ 62,504	\$ 14,980	\$ (98,176)	\$ -	\$ -	\$ -	\$ -	\$ -	\$ -	\$ 172,393
Excess Revenues (Expenditures)	\$ 31,508	\$ 82,165	\$ 94,537	\$ 101,564	\$ 27,661	\$ (35,761)	\$ -	\$ -	\$ -	\$ -	\$ -	\$ -	\$ 301,674

Bella Collina

Community Development District

Capital Reserve - Water & Sewer Fund

Statement of Revenues, Expenditures, and Changes in Fund Balance For The Period Ending March 31, 2026

	Adopted	Prorated Budget	Actual	
	Budget	Thru 03/31/26	Thru 03/31/26	Variance
Revenues:				
Transfer In	\$ 233,563	\$ 233,563	\$ 233,563	\$ -
Interest	48,000	24,000	37,074	13,074
Total Revenues	\$ 281,563	\$ 257,563	\$ 270,637	\$ 13,074
Expenditures:				
Contingency	\$ 600	\$ 300	\$ 289	\$ 11
Capital Outlay	499,500	249,750	393,303	(143,553)
Total Expenditures	\$ 500,100	\$ 250,050	\$ 393,592	\$ (143,542)
Excess Revenues (Expenditures)	\$ (218,537)	\$ 7,513	\$ (122,954)	
Fund Balance - Beginning	\$ 1,818,829		\$ 1,943,700	
Fund Balance - Ending	\$ 1,600,292		\$ 1,820,745	

Bella Collina
Community Development District
Long Term Debt Report

SERIES 2004, SPECIAL ASSESSMENT BONDS		
INTEREST RATES:	5.750%	
MATURITY DATE:	5/1/2035	
RESERVE FUND BALANCE	\$665,000	
BONDS OUTSTANDING - 9/30/15		\$17,950,000
LESS: SPECIAL CALL 11/1/15		(\$35,000)
LESS: PRINCIPAL CALL 05/1/16		(\$495,000)
LESS: SPECIAL CALL 5/1/17		(\$40,000)
LESS: PRINCIPAL CALL 05/1/17		(\$520,000)
LESS: SPECIAL CALL 11/1/17		(\$1,000,000)
LESS: PRINCIPAL CALL 05/1/18		(\$550,000)
LESS: SPECIAL CALL 5/1/18		(\$105,000)
LESS: SPECIAL CALL 11/1/18		(\$50,000)
LESS: PRINCIPAL CALL 05/1/19		(\$585,000)
LESS: PRINCIPAL CALL 05/1/20		(\$620,000)
LESS: PRINCIPAL CALL 05/1/21		(\$605,000)
LESS: PRINCIPAL CALL 05/1/22		(\$640,000)
LESS: PRINCIPAL CALL 05/1/23		(\$675,000)
LESS: SPECIAL CALL 05/1/23		(\$65,000)
LESS: SPECIAL CALL 11/1/23		(\$75,000)
LESS: PRINCIPAL CALL 05/1/24		(\$715,000)
LESS: SPECIAL CALL 05/1/24		(\$5,000)
LESS: SPECIAL CALL 11/1/24		(\$870,000)
LESS: PRINCIPAL CALL 05/1/25		(\$750,000)
LESS: SPECIAL CALL 05/1/25		(\$50,000)
LESS: SPECIAL CALL 11/1/25		(\$70,000)
CURRENT BONDS OUTSTANDING		\$9,430,000

SERIES 2024, SPECIAL ASSESSMENT BONDS		
INTEREST RATES:	4.250%, 5.000%, 5.300%	
MATURITY DATE:	5/1/2055	
RESERVE FUND DEFINITION	50% MAXIMUM ANNUAL DEBT SERVICE	
RESERVE FUND REQUIREMENT	\$385,067	
RESERVE FUND BALANCE	\$385,067	
BONDS OUTSTANDING - 9/30/24		\$11,685,000
CURRENT BONDS OUTSTANDING		\$11,685,000

Bella Collina
COMMUNITY DEVELOPMENT DISTRICT

Special Assessment Bonds, Series 2024

Date	Requisition #	Contractor	Description	Requisition
Fiscal Year 2026				
10/10/25	41	Boyd Environmental Engineering, Inc.	Invoice #4816 - Professional Services - Residential Irrigation System Upgrades - Aug.25	\$ 7,455.10
1/29/26	42	Thompson Well & Pump, Inc.	Application #16 - Residential Irrigation System Upgrades - Aug.25	59,327.50
10/10/25	43	The Colinas Group, Inc.	Invoice #O-898-8 - Well Construction & Testing Oversight - Aug./Sept.25	4,242.00
10/20/25	44	The Colinas Group, Inc.	Invoice #O-898-9 - Well Construction & Testing Oversight - Sept.26	6,347.20
10/20/25	45	Thompson Well & Pump, Inc.	Application #17 - Residential Irrigation System Upgrades - Sept.25	69,730.00
10/20/25	46	Boyd Environmental Engineering, Inc.	Invoice #4827 - Professional Services - Residential Irrigation System Upgrades - Sept.25	5,119.30
12/10/25	47	Boyd Environmental Engineering, Inc.	Invoice #4840 - Professional services for Residential Irrigation System Upgrades - Oct.25	11,156.10
12/10/25	48	Thompson Well & Pump, Inc.	Application #18 - Residential Irrigation System Upgrades - Oct.25	107,464.00
12/10/25	49	EMI Consulting Specialties, Inc.	Job #24-233.2240-E - Electrical Design Services - Nov.25	1,027.00
12/10/25	50	Boyd Environmental Engineering, Inc.	Invoice #4852 - Professional services for Residential Irrigation System Upgrades - Nov.25	8,333.70
12/10/25	51	DCS Real Estate Investments LLC	Reimbursement of Duke Energy costs related to the surface water irrigation system.	109,734.44
1/29/26	52	Boyd Environmental Engineering, Inc.	Invoice #4860 - Professional services for Residential Irrigation System Upgrades - Dec.25	5,983.10
1/29/26	53	EMI Consulting Specialties, Inc.	Job #24-233.2240-F- Electrical Design Services - Dec.25	1,417.00
1/29/26	54	Mack Concrete	Application #1 - Irrigation Wells & Pump Stations - Dec.25	337,847.89
TOTAL				\$ 735,184.33
Fiscal Year 2026				
10/1/25		Interest		\$ 15,280.12
11/3/25		Interest		15,139.02
11/12/25		Transfer from Cost of Issuance		2.38
12/1/25		Interest		13,916.24
1/2/26		Interest		13,340.47
2/2/26		Interest		12,624.17
3/2/26		Interest		10,386.34
TOTAL				\$ 80,688.74
Project (Construction) Fund at 09/30/25				\$ 4,757,210.89
Interest Earned/Transferred Funds thru 3/31/26				\$ 80,688.74
Requisitions Paid thru 3/31/26				\$ (735,184.33)
Remaining Project (Construction) Fund				\$ 4,102,715.30

SECTION 3



www.lakevotes.gov

1898 E. Burleigh Blvd. • P.O. Box 457 • Tavares, FL 32778 P 352-343-9734 F 352-343-3605 E Hays@lakevotes.gov

May 7, 2026

Stacie Vanderbilt, Recording Secretary
219 E. Livingston St.
Orlando FL 32801

Re: District Counts

The number of registered voters within the Bella Collina Community Development District as of April 15, 2026 is **651**.

If we may be of further assistance, please contact this office.

Sincerely,

A handwritten signature in black ink that reads 'D. Alan Hays'.

D. Alan Hays
Lake County Supervisor of Elections

OUR COMMITMENT

✓ Voter Confidence ✓ Excellent Service ✓ Accurate & Efficient Elections ✓ Responsible Financial Stewardship

SECTION 4



MONTHLY SUMMARY REPORT

State Board of Administration of Florida

March 31, 2026



CONTENTS

3	INTRODUCTION
3	DISCLOSURE OF MATERIAL IMPACTS
3	FACTS-AT-A-GLANCE
4	PORTFOLIO MANAGER COMMENTARY
5	PORTFOLIO COMPOSITION
6	FUND PERFORMANCE
7	PRIME ACCOUNT SUMMARY
8	INVENTORY OF HOLDINGS
14	PARTICIPANT CONCENTRATION
15	COMPLIANCE
16	TRADE ACTIVITY

Past performance is no guarantee of future results.

Views are as of the issue date and are subject to change based on market conditions and other factors. These views should not be construed as a recommendation for any specific security.

An investment in Florida PRIME is neither insured nor guaranteed by the Federal Deposit Insurance Corporation or any other government agency.

Although money market funds seek to preserve the value of your investment at \$1.00 per share, it is possible to lose money by investing in this fund.

INTRODUCTION

This report is prepared for stakeholders in Florida PRIME in accordance with Section 218.409(6)(a), Florida Statutes. The statute requires:

- (1) Reporting of any material impacts on the funds and any actions or escalations taken by staff to address such impacts;
- (2) Presentation of a management summary that provides an analysis of the status of the current investment portfolio and the individual transactions executed over the last month; and
- (3) Preparation of the management summary “in a manner that will allow anyone to ascertain whether the investment activities during the reporting period have conformed to investment policies.”

This report, which covers the period from March 1, 2026, through March 31, 2026, has been prepared by the SBA with input from Federated Hermes (“Federated”), investment advisor for Florida PRIME in a format intended to comply with the statute.

DISCLOSURE OF MATERIAL IMPACTS

During the reporting period, Florida PRIME was in material compliance with investment policy. There were no developments that had a material impact on the liquidity or operation of Florida PRIME. Details are available in the PRIME policy compliance table. This report also includes details on market conditions; fees; fund holdings, transactions and performance; and client composition.

PRIME™ STATISTICS

(As of March 31, 2026)

Total Participants
867

Florida PRIME™
Total Participant Balance
\$30,893,680,635

Total Number of Accounts
1,585

FACTS-AT-A-GLANCE PRIME is an exclusive service for Florida governmental organizations, providing a cost-effective investment vehicle for their surplus funds. Florida PRIME, the Local Government Surplus Funds Trust Fund, is utilized by hundreds of governmental investors including state agencies, state universities and colleges, counties, cities, special districts, school boards, and other direct support organizations of the State of Florida.

Florida PRIME is a government investment pool that offers management by an industry leader in professional money management, conservative investment policies, an extensive governance framework, a Standard & Poor’s “AAAm” rating, full transparency, and best-in-class financial reporting.



PORTFOLIO MANAGER COMMENTARY

In the liquidity space, the first quarter of the year typically sees outflows due largely to a reversal of year-end window-dressing, the corporate tax date on March 15 and preparation for individual tax payments in April. Not so this year. For instance, total industry money market fund assets under management (AUM) held firm.

What accounts for the difference? Lower tax payments due to the One Big Beautiful Bill likely played a role, but logic would point you to the Iran conflict. Nothing curtails risk-taking more than political turmoil. In these situations, investors often adjust their portfolios to increase the percentage of liquidity or stable value products. This is not “hot money,” but these investors usually keep their coats on, expecting to leave as soon as things calm down.

Yet the Iran conflict only accounted for one-third of the first quarter. Substantial assets poured into liquidity products in January and February, pushing industry money market assets to all-time highs in the week just before the attacks. Thankfully, the reason for this was positive — the attractive yields stemming from the elevated fed funds rate. For an asset class designed to seek stability of principal and ease of redemption, yields are still a main variable. The Federal Reserve raised its benchmark rate so aggressively in 2022 to counter spiking inflation, that even two years after it pivoted to easing, the target range is still attractive. In other words, cash is an asset class—gaining favor on its own merits, rather

than a counter to geopolitical upheaval or anxiety over stocks.

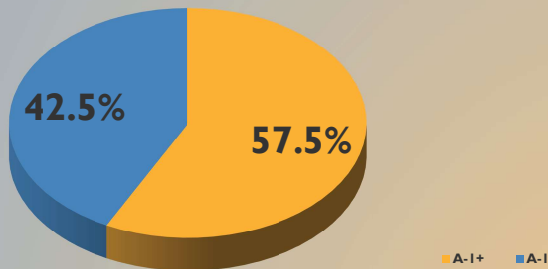
So, the question is what happens when investors think the geopolitical environment has improved enough to rotate back to riskier assets like the stock market? Tradition says they will do just that, either looking to buy low or participate in the economic growth many analysts think will follow the conclusion of the Iran conflict. Some surely will. But we think some of the investors will be warmed by the current yields of money funds, take off their coats and stay awhile.

Time will tell, but the war is likely to keep Fed policymakers on the sidelines longer. The December dot plot only projected one additional quarter-point cut this year, and that didn't halt the inflows. If the spike in oil prices causes inflation to do an about face, it's unlikely the Fed will move at all this year. If that keeps market-based money market yields close to where they are now, appetite should remain.

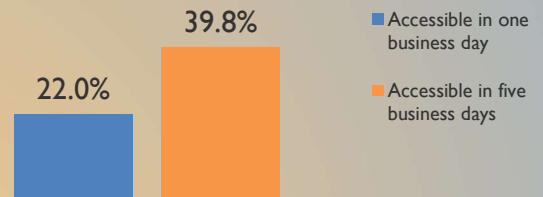
At month-end, yields on 1-, 3-, 6- and 12-month US Treasuries were 3.70%, 3.68%, 3.70% and 3.66%, respectively.

PORTFOLIO COMPOSITION FOR MARCH 31 2026

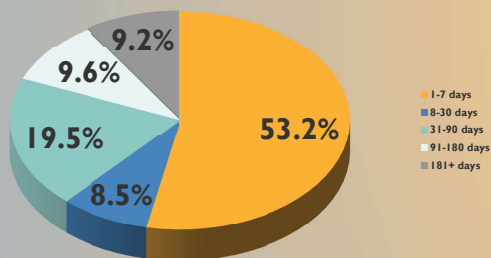
CREDIT QUALITY COMPOSITION



HIGHLY LIQUID HOLDINGS-11/26



EFFECTIVE MATURITY SCHEDULE



TOP HOLDINGS & AVG. MATURITY

1. Australia & New Zealand Banking Group Ltd.	4.9%
2. Cooperatieve Rabobank UA	4.9%
3. ABN Amro Bank NV	4.8%
4. Bank of Montreal	4.8%
5. Royal Bank of Canada	4.8%
6. JPMorgan Chase & Co.	4.8%
7. Bank of America Corp.	4.9%
8. Sumitomo Mitsui Trust Holdings, Inc.	4.6%
9. Toronto Dominion Bank	4.4%
10. Canadian Imperial Bank of Commerce	3.9%

SEC Weighted Average Maturity (WAM)

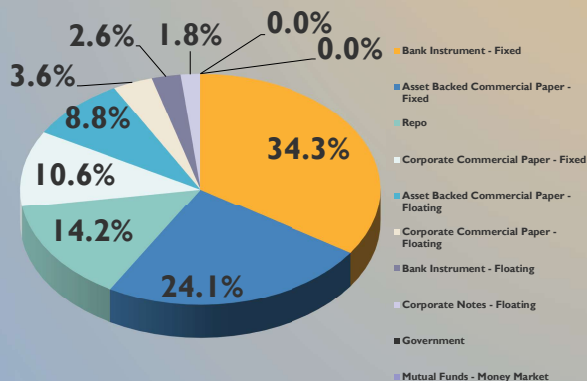
53 Days

Weighted Average Life (Spread WAL)

82 Days

Percentages based on total value of investments

PORTFOLIO COMPOSITION



FUND PERFORMANCE THROUGH MARCH 2026

Florida PRIME Performance Data			
	Annualized Net Participant Yield ¹	Net-of-Fee Benchmark ²	Above (Below) Benchmark
One Month	3.90%	3.72%	0.18%
Three Months	3.92%	3.76%	0.16%
One Year	4.31%	4.14%	0.16%
Three Years	5.04%	4.77%	0.27%
Five Years	3.62%	3.36%	0.26%
Ten Years	2.52%	2.26%	0.26%
Since 1/96	2.67%	2.44%	0.22%

Net asset value at month end: \$30,887.5 million, which includes investments at market value, plus all cash, accrued interest receivable and payables.

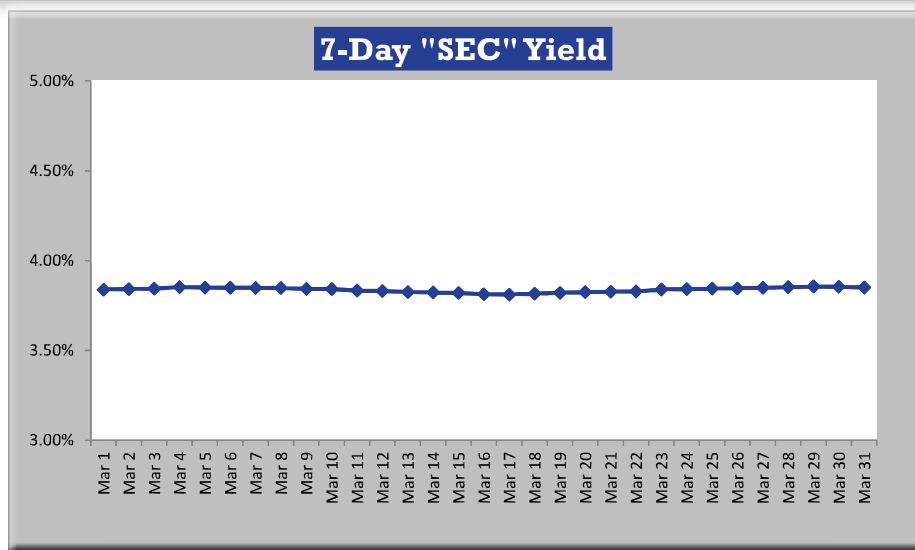
¹Net of fees. Participant yield is calculated on a 365-day basis and includes adjustments for expenses and other accounting items to reflect realized earnings by participants.

²The net-of-fee benchmark is the S&P AAA/AA Rated GIP All 30-Day Net Index for all time periods.

ABOUT ANNUALIZED YIELDS:

Performance data in the table and chart is annualized, meaning that the amounts are based on yields for the periods indicated, converted to their equivalent return based on actual days in a period, if obtained for a 12-month period.

For example, ignoring the effects of compounding, an investment that earns 0.10% over a 1-month period yields 1.20% on an annualized basis. Likewise, an investment that earns a total of 3.60% over three years yields 1.20% on an annualized basis, ignoring compounding.



The 7-Day "SEC" Yield in the chart is calculated in accordance with the yield methodology set forth by SEC Rule 2a-7 for money market funds. The 7-day yield = net income earned over a 7-day period / average units outstanding over the period / 7 times 365. Note that unlike other performance measures, the SEC yield does not include realized gains and losses from sales of securities.

PRIME ACCOUNT SUMMARY FOR MARCH 2026

Summary of Cash Flows		
Opening Balance (03/01/26)	\$	32,300,789,206
Participant Deposits		2,471,484,985
Gross Earnings		103,755,520
Participant Withdrawals		(3,981,450,223)
Fees		(898,853)
Closing Balance (03/31/26)	\$	<u>30,893,680,635</u>
Net Change over Month	\$	(1,407,108,571)

Detailed Fee Disclosure			
March		Amount	Basis Point Equivalent*
SBA Client Service, Account Mgt. & Fiduciary Oversight Fee	\$	268,897.60	1.02
Federated Investment Management & BNY Mellon Custodial Fee***		574,645.95	2.18
Bank of America Transfer Agent Fee		36,954.57	0.14
S&P Rating Maintenance Fee		5,012.70	0.02
Audit/External Review Fees		6,416.44	0.02
		<u>6,926.03</u>	<u>0.03</u>
Total Fees	\$	898,853.29	3.41

*The basis point equivalent is an annualized rate based on the dollar amount of fees charged for the month times 12, divided by an average of the fund's beginning and ending total value (amortized cost) for the month which was \$31,597,234,921.

**All custodian banking fees are allocated based on both market value (size) and level of service accurately passing through all charges to pool participants. Charges may fluctuate month-to-month.

The data included in this report is unaudited.

INVENTORY OF HOLDINGS FOR MARCH 2026

Security Name	Security Classification	Cpn	Maturity	Rate Reset	Par	Current Yield	Amort Cost (2)	Mkt Value (1)	Unrealized Gain/Loss
ABN Amro Bank NV, Amsterdam TD	TIME DEPOSIT	3.66	4/7/2026		1,500,000,000	3.71	\$1,500,000,000	\$1,500,000,000	\$0
AJC Capital, LLC, Jan 01, 2042	VARIABLE RATE DEMAND NOTE	3.80	1/1/2042	4/2/2026	5,530,000	3.80	\$5,530,000	\$5,530,000	\$0
Albion Capital LLC CPABS4-2	COMMERCIAL PAPER - ABS- 4(2)		4/20/2026		92,000,000	3.87	\$91,806,800	\$91,805,236	-\$1,564
Anglesea Funding LLC CPABS4-2	COMMERCIAL PAPER - ABS- 4(2)		4/7/2026		268,000,000	3.75	\$267,807,189	\$267,807,201	\$12
Anglesea Funding LLC CPABS4-2	COMMERCIAL PAPER - ABS- 4(2)		5/7/2026		50,000,000	3.84	\$49,807,292	\$49,803,335	-\$3,957
Anglesea Funding LLC CPABS4-2	COMMERCIAL PAPER - ABS- 4(2)		5/22/2026		50,000,000	4.04	\$49,717,611	\$49,722,860	\$5,249
Anglesea Funding LLC CPABS4-2	COMMERCIAL PAPER - ABS- 4(2)		5/28/2026		45,000,000	4.00	\$44,719,425	\$44,721,648	\$2,223
Anglesea Funding LLC CPABS4-2	COMMERCIAL PAPER - ABS- 4(2)		5/29/2026		125,000,000	4.00	\$124,207,188	\$124,213,400	\$6,213
Anglesea Funding LLC CPABS4-2	COMMERCIAL PAPER - ABS- 4(2)		6/10/2026		70,000,000	3.91	\$69,478,150	\$69,465,816	-\$12,334
Anglesea Funding LLC CPABS4-2	COMMERCIAL PAPER - ABS- 4(2)		7/7/2026		100,000,000	3.83	\$98,990,056	\$98,932,890	-\$57,166
Anglesea Funding LLC CPABS4-2	COMMERCIAL PAPER - ABS- 4(2)		8/19/2026		30,000,000	3.84	\$29,562,900	\$29,538,930	-\$23,970
Anglesea Funding LLC CPABS4-2	COMMERCIAL PAPER - ABS- 4(2)		8/20/2026		100,000,000	3.84	\$98,532,667	\$98,451,940	-\$80,727
Anglesea Funding LLC, Jul 06, 2026	COMMERCIAL PAPER ASSET BACKED CALLABLE	3.88	7/6/2026	4/1/2026	115,000,000	3.93	\$115,000,000	\$114,998,534	-\$1,466
Anglesea Funding LLC, Jul 24, 2026	COMMERCIAL PAPER ASSET BACKED CALLABLE	3.87	7/24/2026	4/1/2026	125,000,000	3.92	\$125,000,000	\$125,000,000	\$0
Antalis S.A. CPABS4-2	COMMERCIAL PAPER - ABS- 4(2)		4/7/2026		113,570,000	3.79	\$113,487,630	\$113,487,628	-\$3
Archer I LLC, Jun 01, 2060	VARIABLE RATE DEMAND NOTE	3.75	6/1/2060	4/2/2026	18,000,000	3.80	\$18,000,000	\$18,000,000	\$0
Atlantic Asset Securitization LLC CPABS4-2	COMMERCIAL PAPER - ABS- 4(2)		4/14/2026		75,000,000	3.85	\$74,890,333	\$74,891,753	\$1,419
Atlantic Asset Securitization LLC CPABS4-2	COMMERCIAL PAPER - ABS- 4(2)		4/15/2026		30,000,000	3.85	\$29,953,000	\$29,953,533	\$533
Atlantic Asset Securitization LLC CPABS4-2	COMMERCIAL PAPER - ABS- 4(2)		4/16/2026		90,000,000	3.85	\$89,849,600	\$89,851,086	\$1,486
Atlantic Asset Securitization LLC CPABS4-2	COMMERCIAL PAPER - ABS- 4(2)		4/20/2026		8,800,000	3.82	\$8,781,716	\$8,781,693	-\$22
Atlantic Asset Securitization LLC CPABS4-2	COMMERCIAL PAPER - ABS- 4(2)		4/23/2026		80,000,000	3.82	\$79,808,844	\$79,807,536	-\$1,308
Atlantic Asset Securitization LLC CPABS4-2	COMMERCIAL PAPER - ABS- 4(2)		4/29/2026		110,000,000	3.97	\$109,654,417	\$109,662,190	\$7,773
Atlantic Asset Securitization LLC CPABS4-2	COMMERCIAL PAPER - ABS- 4(2)		5/5/2026		41,000,000	4.00	\$40,843,744	\$40,847,398	\$3,654
Atlantic Asset Securitization LLC CPABS4-2	COMMERCIAL PAPER - ABS- 4(2)		5/21/2026		53,885,000	3.85	\$53,597,973	\$53,591,332	-\$6,640
Atlantic Asset Securitization LLC CPABS4-2	COMMERCIAL PAPER - ABS- 4(2)		6/10/2026		100,000,000	4.05	\$99,219,000	\$99,237,080	\$18,080
Atlantic Asset Securitization LLC CPABS4-2	COMMERCIAL PAPER - ABS- 4(2)		6/15/2026		115,000,000	4.06	\$114,038,600	\$114,058,829	\$20,229
Atlantic Asset Securitization LLC CPABS4-2	COMMERCIAL PAPER - ABS- 4(2)		6/23/2026		100,000,000	4.06	\$99,076,000	\$99,092,330	\$16,330
Australia & New Zealand Banking Group, Melbourne CP4-2	COMMERCIAL PAPER - 4-2		6/5/2026		175,000,000	3.95	\$173,774,417	\$173,784,678	\$10,261
Australia & New Zealand Banking Group, Melbourne CP4-2	COMMERCIAL PAPER - 4-2		6/5/2026		50,000,000	3.95	\$49,649,833	\$49,652,765	\$2,932
Australia & New Zealand Banking Group, Melbourne TD	TIME DEPOSIT	3.67	4/7/2026		1,300,000,000	3.72	\$1,300,000,000	\$1,300,000,000	\$0
BWF Forge TL Properties Owner LLC, May 01, 2059	VARIABLE RATE DEMAND NOTE	3.75	5/1/2059	4/2/2026	28,500,000	3.75	\$28,500,000	\$28,500,000	\$0
Bank of America N.A. BNOTE	BANK NOTE	4.39	7/6/2026		65,000,000	4.40	\$65,000,000	\$65,074,424	\$74,424
Bank of America N.A. BNOTE	BANK NOTE	4.40	4/10/2026		100,000,000	4.44	\$100,000,000	\$100,013,274	\$13,274
Bank of America N.A. BNOTE	BANK NOTE	4.35	7/24/2026		150,000,000	4.36	\$150,000,000	\$150,190,668	\$190,668
Bank of America N.A. BNOTE	BANK NOTE	4.17	8/6/2026		100,000,000	4.18	\$100,000,000	\$100,085,379	\$85,379
Bank of America N.A. BNOTE	BANK NOTE	3.93	9/22/2026		100,000,000	3.95	\$100,000,000	\$99,965,253	-\$34,747
Bank of America N.A. BNOTE	BANK NOTE	3.79	8/24/2026		355,000,000	3.83	\$355,000,000	\$354,940,818	-\$59,182
Bank of America N.A. BNOTE	BANK NOTE	3.82	1/15/2027		125,000,000	3.84	\$125,000,000	\$124,843,270	-\$156,730
Bank of America N.A. CD	CERTIFICATE OF DEPOSIT	3.86	1/14/2026		100,000,000	3.88	\$100,000,000	\$99,896,330	-\$103,670
Bank of America N.A. CD	CERTIFICATE OF DEPOSIT	3.85	12/4/2026		100,000,000	3.87	\$100,000,000	\$99,871,310	-\$128,690
Bank of America N.A. Triparty Repo Overnight Fixed	REPO TRIPARTY OVERNIGHT FIXED	3.67	4/1/2026		1,597,000,000	3.72	\$1,597,000,000	\$1,597,000,000	\$0
Bank of Montreal	CALLABLE CERTIFICATE OF DEPOSIT	4.00	2/12/2027	4/1/2026	195,000,000	4.06	\$195,000,000	\$195,000,000	\$0
Bank of Montreal CDYAN	CERTIFICATE OF DEPOSIT - YANKEE	3.86	12/7/2026		150,000,000	3.88	\$150,000,000	\$149,770,710	-\$229,290
Bank of Montreal CP4-2	COMMERCIAL PAPER - 4-2		4/23/2026		50,000,000	3.85	\$49,879,569	\$49,881,875	\$2,306
Bank of Montreal CP4-2	COMMERCIAL PAPER - 4-2		12/8/2026		100,000,000	3.89	\$97,389,000	\$97,240,600	-\$148,400

See notes at end of table.

INVENTORY OF HOLDINGS FOR MARCH 2026

Security Name	Security Classification	Cpn	Maturity	Rate Reset	Par	Current Yield	Amort Cost (2)	Mkt Value (1)	Unrealized Gain/Loss
Bank of Montreal, Apr 08, 2026	VARIABLE RATE COMMERCIAL PAPER - 4-2	4.08	4/8/2026	4/1/2026	110,000,000	4.14	\$110,000,000	\$110,008,195	\$8,195
Bank of Nova Scotia, Toronto CDYAN	CERTIFICATE OF DEPOSIT - YANKEE	3.88	3/10/2027		90,000,000	3.90	\$90,000,000	\$89,820,270	-\$179,730
Bank of Nova Scotia, Toronto Repo Triparty Overnight Fixed	REPO TRIPARTY OVERNIGHT FIXED	3.67	4/1/2026		1,500,000,000	3.72	\$1,500,000,000	\$1,500,000,000	\$0
Bedford Row Funding Corp. CPABS4-2	COMMERCIAL PAPER - ABS- 4(2)		6/3/2026		115,000,000	3.98	\$114,212,889	\$114,215,344	\$2,455
Bedford Row Funding Corp. CPABS4-2	COMMERCIAL PAPER - ABS- 4(2)		6/5/2026		75,000,000	3.97	\$74,472,000	\$74,471,723	-\$278
Bedford Row Funding Corp. CPABS4-2	COMMERCIAL PAPER - ABS- 4(2)		9/18/2026		86,000,000	3.82	\$84,492,635	\$84,397,046	-\$95,589
Bedford Row Funding Corp., Aug 25, 2026	VARIABLE RATE COMMERCIAL PAPER - ABS-4(2)	3.91	8/25/2026	4/1/2026	50,000,000	3.96	\$50,000,000	\$50,000,000	\$0
Bennington Stark Capital Co., LLC CPABS4-2	COMMERCIAL PAPER - ABS- 4(2)		4/1/2026		50,000,000	3.75	\$49,994,861	\$49,994,870	\$9
Bennington Stark Capital Co., LLC CPABS4-2	COMMERCIAL PAPER - ABS- 4(2)		4/1/2026		67,000,000	3.84	\$66,993,002	\$66,993,126	\$124
Bennington Stark Capital Co., LLC CPABS4-2	COMMERCIAL PAPER - ABS- 4(2)		4/7/2026		116,500,000	3.75	\$116,416,185	\$116,415,957	-\$228
Bennington Stark Capital Co., LLC CPABS4-2	COMMERCIAL PAPER - ABS- 4(2)		5/21/2026		72,000,000	3.98	\$71,602,200	\$71,607,197	\$4,997
BofA Securities, Inc. CP4-2	COMMERCIAL PAPER - 4-2		9/2/2026		250,000,000	3.88	\$245,963,542	\$245,798,500	-\$165,042
BofA Securities, Inc. Triparty Repo Overnight Fixed	REPO TRIPARTY OVERNIGHT FIXED	3.66	4/1/2026		2,000,000	3.71	\$2,000,000	\$2,000,000	\$0
CAFCO, LLC CPABS4-2	COMMERCIAL PAPER - ABS- 4(2)		4/23/2026		67,000,000	3.90	\$66,837,339	\$66,838,811	\$1,473
CHARTA, LLC CPABS4-2	COMMERCIAL PAPER - ABS- 4(2)		8/28/2026		75,000,000	3.83	\$73,840,625	\$73,778,123	-\$62,503
CRC Funding, LLC CPABS4-2	COMMERCIAL PAPER - ABS- 4(2)		4/23/2026		39,000,000	3.90	\$38,905,317	\$38,906,174	\$857
Caisse d'Amortissement de la Dette Sociale (CADES) CP	COMMERCIAL PAPER		6/4/2026		190,200,000	3.94	\$188,889,865	\$188,899,032	\$9,167
Caisse des Depots et Consignations (CDC) CP	COMMERCIAL PAPER		6/3/2026		250,000,000	3.83	\$248,335,556	\$248,317,625	-\$17,931
Canadian Imperial Bank of Commerce CDYAN	CERTIFICATE OF DEPOSIT - YANKEE	4.07	8/27/2026		75,000,000	4.08	\$75,000,000	\$75,019,605	\$19,605
Canadian Imperial Bank of Commerce CDYAN	CERTIFICATE OF DEPOSIT - YANKEE	3.93	10/2/2026		200,000,000	3.95	\$200,000,000	\$199,856,760	-\$143,240
Canadian Imperial Bank of Commerce CDYAN	CERTIFICATE OF DEPOSIT - YANKEE	3.82	10/28/2026		100,000,000	3.84	\$100,000,000	\$99,853,280	-\$146,720
Canadian Imperial Bank of Commerce CDYAN	CERTIFICATE OF DEPOSIT - YANKEE	3.94	11/3/2026		30,000,000	3.96	\$30,000,000	\$29,976,111	-\$23,889
Canadian Imperial Bank of Commerce CDYAN	CERTIFICATE OF DEPOSIT - YANKEE	3.85	12/4/2026		200,000,000	3.87	\$200,000,000	\$199,686,200	-\$313,800
Canadian Imperial Bank of Commerce CDYAN	CERTIFICATE OF DEPOSIT - YANKEE	3.80	1/13/2027		100,000,000	3.82	\$100,000,000	\$99,771,910	-\$228,090
Canadian Imperial Bank of Commerce CDYAN	CERTIFICATE OF DEPOSIT - YANKEE	4.00	3/12/2027		90,000,000	4.02	\$90,000,000	\$89,910,000	-\$90,000
Canadian Imperial Bank of Commerce CDYAN	CERTIFICATE OF DEPOSIT - YANKEE	4.25	3/22/2027		120,000,000	4.26	\$120,000,000	\$120,160,056	\$160,056
Canadian Imperial Bank of Commerce CP4-2	COMMERCIAL PAPER - 4-2		5/12/2026		100,000,000	4.41	\$99,508,833	\$99,563,730	\$54,897
Canadian Imperial Bank of Commerce, Apr 07, 2026	VARIABLE RATE CERTIFICATE OF DEPOSIT	3.93	4/7/2026	4/1/2026	100,000,000	3.98	\$100,000,000	\$100,000,000	\$0
Canadian Imperial Bank of Commerce, Apr 21, 2026	VARIABLE RATE CERTIFICATE OF DEPOSIT	3.95	4/21/2026	4/1/2026	70,000,000	4.00	\$70,000,000	\$70,010,024	\$10,024
Canadian Imperial Bank of Commerce, Jul 01, 2026	VARIABLE RATE COMMERCIAL PAPER - 4-2	3.99	7/1/2026	4/1/2026	18,000,000	4.05	\$18,000,000	\$18,000,000	\$0
Cancara Asset Securitization LLC CPABS4-2	COMMERCIAL PAPER - ABS- 4(2)		4/30/2026		20,000,000	3.84	\$19,937,500	\$19,936,334	-\$1,166
Chariot Funding LLC CPABS4-2	COMMERCIAL PAPER - ABS- 4(2)		4/9/2026		25,000,000	3.84	\$24,976,563	\$24,976,848	\$285
Chariot Funding LLC, Sep 02, 2026	COMMERCIAL PAPER ASSET BACKED CALLABLE	3.98	9/2/2026	4/1/2026	150,000,000	4.04	\$150,000,000	\$150,000,000	\$0
Chesham Finance LLC Series III CPABS4-2	COMMERCIAL PAPER - ABS- 4(2)		4/7/2026		58,000,000	3.74	\$57,958,385	\$57,958,385	\$0
Chesham Finance LLC Series IV CPABS4-2	COMMERCIAL PAPER - ABS- 4(2)		4/1/2026		100,000,000	3.72	\$99,989,806	\$99,989,750	-\$56
Chesham Finance LLC Series IV CPABS4-2	COMMERCIAL PAPER - ABS- 4(2)		4/2/2026		50,000,000	3.74	\$49,989,750	\$49,989,740	-\$10
City Furniture, Inc., Aug 01, 2044	VARIABLE RATE DEMAND NOTE	3.73	8/1/2044	4/2/2026	72,300,000	3.73	\$72,300,000	\$72,300,000	\$0
Collateralized Commercial Paper V Co. LLC, Aug 21, 2026	COMMERCIAL PAPER ASSET BACKED CALLABLE	3.98	8/21/2026	4/1/2026	135,000,000	4.04	\$135,000,000	\$135,006,172	\$6,172

See notes at end of table.

INVENTORY OF HOLDINGS FOR MARCH 2026

Security Name	Security Classification	Cpn	Maturity	Rate Reset	Par	Current Yield	Amort Cost (2)	Mkt Value (1)	Unrealized Gain/Loss
Collateralized Commercial Paper V Co. LLC, Nov 23, 2026	COMMERCIAL PAPER ASSET BACKED CALLABLE	3.92	11/23/2026	4/1/2026	200,000,000	3.97	\$200,000,000	\$199,878,528	-\$121,472
Collateralized Commercial Paper V Co. LLC, Oct 02, 2026	COMMERCIAL PAPER ASSET BACKED CALLABLE	3.95	10/2/2026	4/1/2026	135,000,000	4.00	\$135,000,000	\$134,970,129	-\$29,871
Collateralized Commercial Paper V Co. LLC, Sep 04, 2026	COMMERCIAL PAPER ASSET BACKED CALLABLE	3.98	9/4/2026	4/1/2026	150,000,000	4.04	\$150,000,000	\$150,004,073	\$4,073
Cooperatieve Rabobank UA TD	TIME DEPOSIT	3.66	4/1/2026		625,000,000	3.71	\$625,000,000	\$625,000,000	\$0
Cooperatieve Rabobank UA TD	TIME DEPOSIT	3.66	4/7/2026		900,000,000	3.71	\$900,000,000	\$900,000,000	\$0
DNB Bank ASA CP4-2	COMMERCIAL PAPER - 4-2		6/11/2026		75,000,000	4.00	\$74,422,500	\$74,438,168	\$15,668
DZ Bank AG Deutsche Zentral-Genossenschaftsbank CP4-2	COMMERCIAL PAPER - 4-2		8/6/2026		220,000,000	3.84	\$217,094,044	\$216,970,710	-\$123,334
DZ Bank AG Deutsche Zentral-Genossenschaftsbank CP4-2	COMMERCIAL PAPER - 4-2		8/7/2026		50,000,000	3.84	\$49,334,396	\$49,306,090	-\$28,306
Dino P Kanelos Irrevocable Trust, Sep 01, 2041	VARIABLE RATE DEMAND NOTE	3.81	9/1/2041	4/2/2026	4,515,000	3.81	\$4,515,000	\$4,515,000	\$0
Enterprise Fleet Financing LLC 2025-3, A1, 4.551%, 07/20/2026	ASSET BACKED NOTE	4.55	7/20/2026		1,060,479	4.55	\$1,060,479	\$1,060,827	\$347
Enterprise Fleet Financing LLC 2026-1, A1, 3.849%, 02/22/2027	ASSET BACKED NOTE	3.85	2/22/2027		51,413,576	3.85	\$51,413,576	\$51,401,247	-\$12,329
Fairway Finance Co. LLC CPABS4-2	COMMERCIAL PAPER - ABS- 4(2)		6/4/2026		55,000,000	3.98	\$54,617,674	\$54,616,683	-\$991
Fairway Finance Co. LLC CPABS4-2	COMMERCIAL PAPER - ABS- 4(2)		6/9/2026		55,000,000	3.97	\$54,589,333	\$54,586,125	-\$3,208
Fairway Finance Co. LLC CPABS4-2	COMMERCIAL PAPER - ABS- 4(2)		8/12/2026		25,000,000	3.83	\$24,654,764	\$24,635,285	-\$19,479
Falcon Asset Funding LLC CPABS4-2	COMMERCIAL PAPER - ABS- 4(2)		4/14/2026		60,000,000	3.92	\$59,910,167	\$59,913,312	\$3,145
Falcon Asset Funding LLC, Nov 06, 2026	COMMERCIAL PAPER ASSET BACKED CALLABLE	4.01	11/6/2026	4/1/2026	160,000,000	4.07	\$160,000,000	\$160,000,000	\$0
GTA Funding LLC CPABS4-2	COMMERCIAL PAPER - ABS- 4(2)		4/6/2026		50,000,000	3.91	\$49,968,167	\$49,968,930	\$763
GTA Funding LLC CPABS4-2	COMMERCIAL PAPER - ABS- 4(2)		4/10/2026		75,000,000	3.95	\$74,919,792	\$74,922,158	\$2,366
GTA Funding LLC CPABS4-2	COMMERCIAL PAPER - ABS- 4(2)		5/4/2026		50,000,000	4.04	\$49,815,361	\$49,818,005	\$2,644
GTA Funding LLC CPABS4-2	COMMERCIAL PAPER - ABS- 4(2)		5/6/2026		50,000,000	4.00	\$49,806,000	\$49,807,200	\$1,200
GTA Funding LLC CPABS4-2	COMMERCIAL PAPER - ABS- 4(2)		8/24/2026		50,000,000	3.85	\$49,243,639	\$49,201,325	-\$42,314
Gotham Funding Corp. CPABS4-2	COMMERCIAL PAPER - ABS- 4(2)		5/19/2026		9,200,000	3.84	\$9,153,042	\$9,151,960	-\$1,081
Gotham Funding Corp. CPABS4-2	COMMERCIAL PAPER - ABS- 4(2)		5/22/2026		150,000,000	3.84	\$149,187,500	\$149,168,580	-\$18,920
Gotham Funding Corp. CPABS4-2	COMMERCIAL PAPER - ABS- 4(2)		6/16/2026		175,000,000	4.06	\$173,517,750	\$173,547,815	\$30,065
Great America Leasing Receivables 2025-2, A1, 4.035%, 11/16/2026	ASSET BACKED NOTE	4.04	11/16/2026		15,984,414	4.04	\$15,984,414	\$15,987,371	\$2,957
HSBC Securities (USA), Inc. Repo Tri Party Overnight Fixed	REPO TRIPARTY OVERNIGHT FIXED	3.67	4/1/2026		900,000,000	3.72	\$900,000,000	\$900,000,000	\$0
HW Hellman Building, LP, Mar 01, 2062	VARIABLE RATE DEMAND NOTE	3.75	3/1/2062	4/2/2026	50,000,000	3.75	\$50,000,000	\$50,000,000	\$0
ING (U.S.) Funding LLC CP	COMMERCIAL PAPER		4/1/2026		20,000,000	4.09	\$19,997,806	\$19,997,954	\$148
ING (U.S.) Funding LLC CP4-2	COMMERCIAL PAPER - 4-2		5/6/2026		27,000,000	4.07	\$26,893,755	\$26,896,050	\$2,295
ING (U.S.) Funding LLC CP4-2	COMMERCIAL PAPER - 4-2		7/28/2026		175,000,000	3.83	\$172,853,868	\$172,715,428	-\$138,441
Jupiter Securitization Co. LLC, Aug 14, 2026	VARIABLE RATE COMMERCIAL PAPER-ABS-4(2)	3.97	8/14/2026	4/1/2026	95,000,000	4.03	\$95,000,000	\$95,000,000	\$0
Jupiter Securitization Company LLC CPABS4-2	COMMERCIAL PAPER - ABS- 4(2)		4/13/2026		40,000,000	3.92	\$39,944,389	\$39,946,368	\$1,979
LMA-Americas LLC CPABS4-2	COMMERCIAL PAPER - ABS- 4(2)		4/1/2026		50,000,000	3.89	\$49,994,722	\$49,994,845	\$123
LMA-Americas LLC CPABS4-2	COMMERCIAL PAPER - ABS- 4(2)		4/20/2026		50,000,000	3.85	\$49,895,556	\$49,895,705	\$149
LMA-Americas LLC CPABS4-2	COMMERCIAL PAPER - ABS- 4(2)		6/10/2026		102,300,000	3.84	\$101,543,406	\$101,509,241	-\$34,165
La Fayette Asset Securitization LLC CPABS4-2	COMMERCIAL PAPER - ABS- 4(2)		6/23/2026		45,000,000	4.06	\$44,584,200	\$44,591,760	\$7,560
La Fayette Asset Securitization LLC CPABS4-2	COMMERCIAL PAPER - ABS- 4(2)		6/24/2026		25,000,000	4.08	\$24,765,069	\$24,770,383	\$5,313
Liberty Street Funding LLC CPABS4-2	COMMERCIAL PAPER - ABS- 4(2)		6/17/2026		95,000,000	3.83	\$94,232,242	\$94,203,017	-\$29,225
Lion Bay Funding LLC CPABS4-2	COMMERCIAL PAPER - ABS- 4(2)		7/9/2026		165,000,000	3.84	\$163,295,000	\$163,217,076	-\$77,924
Longship Funding LLC CPABS4-2	COMMERCIAL PAPER - ABS- 4(2)		4/1/2026		150,000,000	3.74	\$149,984,625	\$149,984,565	-\$60
Longship Funding LLC CPABS4-2	COMMERCIAL PAPER - ABS- 4(2)		4/17/2026		150,000,000	3.85	\$149,733,312	\$149,734,650	\$1,338
Manhattan Asset Funding Company LLC CPABS4-2	COMMERCIAL PAPER - ABS- 4(2)		5/18/2026		100,000,000	3.83	\$99,501,333	\$99,488,270	-\$13,063
Matchpoint Finance plc CPABS4-2	COMMERCIAL PAPER - ABS- 4(2)		4/1/2026		125,000,000	3.69	\$124,987,361	\$124,987,188	-\$174
Mizuho Bank Ltd. CDYAN	CERTIFICATE OF DEPOSIT - YANKEE	3.79	5/26/2026		90,000,000	3.84	\$90,000,000	\$90,002,826	\$2,826
Mizuho Bank Ltd. CDYAN	CERTIFICATE OF DEPOSIT - YANKEE	3.78	5/29/2026		250,000,000	3.83	\$250,000,000	\$250,001,975	\$1,975

See notes at end of table.

INVENTORY OF HOLDINGS FOR MARCH 2026

Security Name	Security Classification	Cpn	Maturity	Rate Reset	Par	Current Yield	Amort Cost (2)	Mkt Value (1)	Unrealized Gain/Loss
Mizuho Bank Ltd. CDYAN	CERTIFICATE OF DEPOSIT - YANKEE	3.78	6/4/2026		120,000,000	3.83	\$120,000,000	\$119,995,860	-\$4,140
Mizuho Bank Ltd. CDYAN	CERTIFICATE OF DEPOSIT - YANKEE	3.83	6/18/2026		140,000,000	3.88	\$140,000,000	\$139,991,068	-\$8,932
Mizuho Securities USA, Inc. - REPO TRIPARTY OVERNIGHT FIXED	REPO TRIPARTY OVERNIGHT FIXED	3.67	4/1/2026		400,000,000	3.72	\$400,000,000	\$400,000,000	\$0
National Australia Bank Ltd., Dec 18, 2026	VARIABLE RATE COMMERCIAL PAPER - 4-2	3.96	12/18/2026	4/1/2026	100,000,000	4.02	\$100,000,000	\$100,000,000	\$0
National Bank of Canada, Apr 01, 2026	VARIABLE RATE COMMERCIAL PAPER - 4-2	3.93	4/1/2026	4/1/2026	175,000,000	3.98	\$175,000,000	\$175,001,015	\$1,015
National Bank of Canada, Apr 07, 2026	VARIABLE RATE COMMERCIAL PAPER - 4-2	3.93	4/7/2026	4/1/2026	200,000,000	3.98	\$200,000,000	\$200,008,180	\$8,180
National Bank of Canada, Feb 11, 2027	VARIABLE RATE COMMERCIAL PAPER - 4-2	3.93	2/11/2027	4/1/2026	300,000,000	3.98	\$300,000,000	\$300,000,000	\$0
National Bank of Canada, Montreal CP4-2	COMMERCIAL PAPER - 4-2		1/8/2027		140,000,000	3.81	\$135,982,972	\$135,715,818	-\$267,154
National Bank of Canada, Montreal CP4-2	COMMERCIAL PAPER - 4-2		1/29/2027		270,000,000	3.82	\$261,655,200	\$261,114,462	-\$540,738
Old Line Funding, LLC CPABS4-2	COMMERCIAL PAPER - ABS- 4(2)		7/8/2026		75,000,000	3.82	\$74,236,875	\$74,191,500	-\$45,375
Old Line Funding, LLC CPABS4-2	COMMERCIAL PAPER - ABS- 4(2)		7/16/2026		50,000,000	4.00	\$49,429,333	\$49,417,640	-\$11,693
Old Line Funding, LLC CPABS4-2	COMMERCIAL PAPER - ABS- 4(2)		9/21/2026		25,000,000	4.01	\$24,536,000	\$24,525,368	-\$10,633
Old Line Funding, LLC, Jul 15, 2026	COMMERCIAL PAPER ASSET BACKED CALLABLE	3.92	7/15/2026	4/1/2026	100,000,000	3.97	\$100,000,000	\$100,000,000	\$0
Old Line Funding, LLC, Nov 18, 2026	COMMERCIAL PAPER ASSET BACKED CALLABLE	4.01	11/18/2026	4/1/2026	70,000,000	4.07	\$70,000,000	\$70,000,000	\$0
Old Line Funding, LLC, Oct 05, 2026	COMMERCIAL PAPER ASSET BACKED CALLABLE	3.93	10/5/2026	4/1/2026	200,000,000	3.98	\$200,000,000	\$200,000,000	\$0
Overbaugh Family (2016) Survivorship Trust, Apr 01, 2042	VARIABLE RATE DEMAND NOTE	3.80	4/1/2042	4/2/2026	7,015,000	3.80	\$7,015,000	\$7,015,000	\$0
Paradelle Funding LLC CPABS4-2	COMMERCIAL PAPER - ABS- 4(2)		10/30/2026		15,000,000	3.96	\$14,663,638	\$14,653,787	-\$9,851
Paradelle Funding LLC CPABS4-2	COMMERCIAL PAPER - ABS- 4(2)		3/19/2027		200,000,000	4.18	\$192,155,556	\$192,295,300	\$139,744
Park Avenue Collateralized Notes Co., LLC, Aug 17, 2026	COMMERCIAL PAPER ASSET BACKED CALLABLE	3.98	8/17/2026	4/1/2026	100,000,000	4.04	\$100,000,000	\$100,000,000	\$0
Park Avenue Collateralized Notes Co., LLC, Jul 24, 2026	COMMERCIAL PAPER ASSET BACKED CALLABLE	3.93	7/24/2026	4/1/2026	39,300,000	3.98	\$39,300,000	\$39,300,000	\$0
Park Avenue Collateralized Notes Co., LLC, Nov 20, 2026	COMMERCIAL PAPER ASSET BACKED CALLABLE	3.92	11/20/2026	4/1/2026	75,000,000	3.97	\$75,000,000	\$75,000,000	\$0
Park Avenue Collateralized Notes Co., LLC, Nov 23, 2026	COMMERCIAL PAPER ASSET BACKED CALLABLE	3.92	11/23/2026	4/1/2026	192,000,000	3.97	\$192,000,000	\$192,000,000	\$0
Park Avenue Collateralized Notes Co., LLC, Oct 01, 2026	COMMERCIAL PAPER ASSET BACKED CALLABLE	3.98	10/1/2026	4/2/2026	121,000,000	4.04	\$121,000,000	\$121,000,000	\$0
Park Avenue Collateralized Notes Co., LLC, Oct 16, 2026	COMMERCIAL PAPER ASSET BACKED CALLABLE	3.93	10/16/2026	4/1/2026	215,000,000	3.98	\$215,000,000	\$215,000,000	\$0
Park Avenue Collateralized Notes Co., LLC, Oct 20, 2026	COMMERCIAL PAPER ASSET BACKED CALLABLE	3.93	10/20/2026	4/1/2026	65,000,000	3.98	\$65,000,000	\$64,973,328	-\$26,672
Park Avenue Collateralized Notes Co., LLC, Oct 30, 2026	COMMERCIAL PAPER ASSET BACKED CALLABLE	3.91	10/30/2026	4/1/2026	51,000,000	3.96	\$51,000,000	\$51,000,000	\$0
Pennsylvania State Higher Education Assistance Agency, (Taxable Series A), 06/01/2054	MUNICIPAL VARIABLE RATE DEMAND NOTE	3.72	6/1/2054	4/2/2026	29,694,000	3.72	\$29,694,000	\$29,694,000	\$0
Podium Funding Trust CPABS3A3	COMMERCIAL PAPER - ABS 3A3		4/17/2026		5,000,000	4.44	\$4,989,942	\$4,991,116	\$1,174
Podium Funding Trust CPABS3A3	COMMERCIAL PAPER - ABS 3A3		5/28/2026		100,000,000	3.85	\$99,394,222	\$99,384,770	-\$9,452
Podium Funding Trust CPABS3A3	COMMERCIAL PAPER - ABS 3A3		6/3/2026		110,000,000	4.05	\$109,237,333	\$109,251,670	\$14,337
Podium Funding Trust CPABS3A3	COMMERCIAL PAPER - ABS 3A3		6/11/2026		50,000,000	4.06	\$49,609,000	\$49,616,000	\$7,000
Podium Funding Trust CPABS3A3	COMMERCIAL PAPER - ABS 3A3		6/23/2026		75,000,000	3.93	\$74,336,750	\$74,324,498	-\$12,253
Podium Funding Trust CPABS3A3	COMMERCIAL PAPER - ABS 3A3		7/8/2026		50,000,000	3.85	\$49,487,125	\$49,466,225	-\$20,900
Podium Funding Trust CPABS3A3	COMMERCIAL PAPER - ABS 3A3		8/12/2026		3,000,000	3.83	\$2,958,572	\$2,956,450	-\$2,122
Podium Funding Trust CPABS3A3	COMMERCIAL PAPER - ABS 3A3		8/26/2026		30,000,000	3.84	\$29,542,433	\$29,519,001	-\$23,432
Podium Funding Trust CPABS3A3	COMMERCIAL PAPER - ABS 3A3		8/27/2026		75,000,000	3.94	\$73,823,521	\$73,789,373	-\$34,148
Podium Funding Trust CPABS3A3	COMMERCIAL PAPER - ABS 3A3		8/27/2026		100,000,000	3.94	\$98,431,361	\$98,385,830	-\$45,531
Podium Funding Trust CPABS3A3	COMMERCIAL PAPER - ABS 3A3		9/3/2026		42,000,000	3.95	\$41,308,400	\$41,286,924	-\$21,476
Podium Funding Trust CPABS3A3	COMMERCIAL PAPER - ABS 3A3		9/10/2026		100,000,000	3.90	\$98,297,556	\$98,216,510	-\$81,046
Podium Funding Trust, Sep 15, 2026	VARIABLE RATE COMMERCIAL PAPER-ABS 3A3	3.90	9/15/2026	4/1/2026	25,000,000	3.95	\$25,000,000	\$25,001,768	\$1,768
Ridgefield Funding Company, LLC Series A CPABS4-2	COMMERCIAL PAPER - ABS- 4(2)		6/26/2026		200,000,000	4.06	\$198,086,000	\$198,109,200	\$23,200
Royal Bank of Canada CP4-2	COMMERCIAL PAPER - 4-2		11/5/2026		100,000,000	3.97	\$97,688,333	\$97,633,180	-\$55,153

See notes at end of table.

INVENTORY OF HOLDINGS FOR MARCH 2026

Security Name	Security Classification	Cpn	Maturity	Rate Reset	Par	Current Yield	Amort Cost (2)	Mkt Value (1)	Unrealized Gain/Loss
Royal Bank of Canada CP4-2	COMMERCIAL PAPER - 4-2		11/19/2026		50,000,000	4.00	\$48,760,569	\$48,733,890	-\$26,679
Royal Bank of Canada CP4-2	COMMERCIAL PAPER - 4-2		3/11/2027		100,000,000	4.02	\$96,315,208	\$96,243,270	-\$71,938
Royal Bank of Canada, Montreal CDYAN	CERTIFICATE OF DEPOSIT - YANKEE	4.00	3/12/2027		10,000,000	4.02	\$10,000,000	\$9,989,265	-\$10,735
Royal Bank of Canada, Oct 21, 2026	VARIABLE RATE COMMERCIAL PAPER - 4-2	3.95	10/21/2026	4/1/2026	30,000,000	4.00	\$30,000,000	\$29,996,466	-\$3,534
Royal Bank of Canada, Toronto TD	TIME DEPOSIT	3.72	4/1/2026		750,000,000	3.77	\$750,000,000	\$750,000,000	\$0
Salisbury Receivables Company LLC CPABS4-2	COMMERCIAL PAPER - ABS- 4(2)		5/11/2026		25,000,000	3.85	\$24,892,944	\$24,890,923	-\$2,022
Salisbury Receivables Company LLC CPABS4-2	COMMERCIAL PAPER - ABS- 4(2)		5/21/2026		25,000,000	3.85	\$24,866,833	\$24,864,108	-\$2,726
Salisbury Receivables Company LLC CPABS4-2	COMMERCIAL PAPER - ABS- 4(2)		6/9/2026		100,000,000	3.85	\$99,270,833	\$99,249,440	-\$21,393
Salisbury Receivables Company LLC CPABS4-2	COMMERCIAL PAPER - ABS- 4(2)		6/10/2026		80,000,000	3.85	\$79,408,333	\$79,390,664	-\$17,669
Salisbury Receivables Company LLC CPABS4-2	COMMERCIAL PAPER - ABS- 4(2)		6/11/2026		76,000,000	3.85	\$75,430,000	\$75,412,672	-\$17,328
Sheffield Receivables Company LLC CPABS4-2	COMMERCIAL PAPER - ABS- 4(2)		4/7/2026		160,000,000	3.81	\$159,883,333	\$159,884,896	\$1,563
Sheffield Receivables Company LLC CPABS4-2	COMMERCIAL PAPER - ABS- 4(2)		4/20/2026		55,000,000	3.85	\$54,885,111	\$54,885,276	\$164
Sheffield Receivables Company LLC CPABS4-2	COMMERCIAL PAPER - ABS- 4(2)		4/27/2026		56,000,000	3.85	\$55,842,080	\$55,840,120	-\$1,960
Sheffield Receivables Company LLC CPABS4-2	COMMERCIAL PAPER - ABS- 4(2)		6/11/2026		70,000,000	3.88	\$69,469,400	\$69,459,040	-\$10,360
Sheffield Receivables Company LLC CPABS4-2	COMMERCIAL PAPER - ABS- 4(2)		6/16/2026		164,000,000	4.05	\$162,610,920	\$162,641,080	\$30,160
Starbird Funding Corp. CPABS4-2	COMMERCIAL PAPER - ABS- 4(2)		4/1/2026		277,000,000	3.69	\$276,971,992	\$276,971,990	-\$2
Sumitomo Mitsui Banking Corp. ECD (USD)	EURO CERTIFICATE OF DEPOSIT	0.00	4/8/2026		150,000,000	3.86	\$149,874,198	\$149,876,775	\$2,577
Sumitomo Mitsui Banking Corp. ECD (USD)	EURO CERTIFICATE OF DEPOSIT	3.82	4/13/2026		200,000,000	3.87	\$200,000,000	\$200,000,000	\$0
Sumitomo Mitsui Trust Bank Ltd. CDYAN	CERTIFICATE OF DEPOSIT - YANKEE	3.80	4/20/2026		100,000,000	3.85	\$100,000,000	\$100,003,580	\$3,580
Sumitomo Mitsui Trust Bank Ltd. CDYAN	CERTIFICATE OF DEPOSIT - YANKEE	3.78	4/28/2026		200,000,000	3.83	\$200,000,000	\$200,002,660	\$2,660
Sumitomo Mitsui Trust Bank Ltd. CDYAN	CERTIFICATE OF DEPOSIT - YANKEE	3.78	5/20/2026		30,000,000	3.83	\$30,000,000	\$29,995,419	-\$4,581
Sumitomo Mitsui Trust Bank Ltd. CDYAN	CERTIFICATE OF DEPOSIT - YANKEE	3.83	6/3/2026		140,000,000	3.88	\$140,000,000	\$139,968,472	-\$31,528
Sumitomo Mitsui Trust Bank Ltd. CDYAN	CERTIFICATE OF DEPOSIT - YANKEE	3.88	6/10/2026		105,000,000	3.93	\$105,000,000	\$104,982,150	-\$17,850
Sumitomo Mitsui Trust Bank Ltd. CP4-2	COMMERCIAL PAPER - 4-2		4/8/2026		50,000,000	3.86	\$49,958,111	\$49,959,535	\$1,424
Sumitomo Mitsui Trust Bank Ltd. CP4-2	COMMERCIAL PAPER - 4-2		4/14/2026		106,610,000	3.85	\$106,454,112	\$106,457,921	\$3,808
Sumitomo Mitsui Trust Bank Ltd. ECD(USD)	EURO CERTIFICATE OF DEPOSIT	0.00	5/18/2026		200,000,000	3.85	\$198,996,203	\$198,120,000	-\$876,203
Sumitomo Mitsui Trust Bank Ltd. ECD(USD)	EURO CERTIFICATE OF DEPOSIT	3.83	4/17/2026		150,000,000	3.88	\$150,000,000	\$150,000,000	\$0
Sumitomo Mitsui Trust Bank Ltd. ECD(USD)	EURO CERTIFICATE OF DEPOSIT	3.84	4/7/2026		150,000,000	3.89	\$150,000,000	\$150,003,120	\$3,120
Sumitomo Mitsui Trust Bank Ltd. ECD(USD)	EURO CERTIFICATE OF DEPOSIT	3.93	6/15/2026		180,000,000	3.98	\$180,000,000	\$180,000,000	\$0
Svenska Handelsbanken, Stockholm CP4-2	COMMERCIAL PAPER - 4-2		6/12/2026		170,000,000	4.01	\$168,669,372	\$168,687,838	\$18,466
Taxable Tender Option Bond Trust 2021-MIZ9064TX, (Series 2021-MIZ-9064TX), 11/01/2056	MUNICIPAL VARIABLE RATE DEMAND NOTE	4.08	11/1/2056	4/2/2026	13,000,000	4.08	\$13,000,000	\$13,000,000	\$0
Taxable Tender Option Bond Trust 2022-MIZ9084TX, (Series 2022-MIZ-9084TX), 02/01/2027	MUNICIPAL VARIABLE RATE DEMAND NOTE	4.08	2/1/2027	4/2/2026	10,300,000	4.08	\$10,300,000	\$10,300,000	\$0
Taxable Tender Option Bond Trust 2022-MIZ9094TX, (Series 2022-MIZ-9094TX), 12/01/2059	MUNICIPAL VARIABLE RATE DEMAND NOTE	4.08	12/1/2059	4/2/2026	1,500,000	4.08	\$1,500,000	\$1,500,000	\$0
Texas State, Veterans Bonds (Taxable Series 2023A), 12/01/2054	MUNICIPAL VARIABLE RATE DEMAND NOTE	3.72	12/1/2054	4/1/2026	16,815,000	3.72	\$16,815,000	\$16,815,000	\$0
Thunder Bay Funding, LLC CPABS4-2	COMMERCIAL PAPER - ABS- 4(2)		6/3/2026		100,000,000	3.98	\$99,315,556	\$99,313,070	-\$2,486

See notes at end of table.

INVENTORY OF HOLDINGS FOR MARCH 2026

Security Name	Security Classification	Cpn	Maturity	Rate Reset	Par	Current Yield	Amort Cost (2)	Mkt Value (1)	Unrealized Gain/Loss
Thunder Bay Funding, LLC CPABS4-2	COMMERCIAL PAPER - ABS- 4(2)		7/8/2026		60,000,000	3.82	\$59,389,500	\$59,358,150	-\$31,350
Thunder Bay Funding, LLC, Aug 18, 2026	COMMERCIAL PAPER ASSET BACKED CALLABLE	3.92	8/18/2026	4/1/2026	100,000,000	3.97	\$100,000,000	\$100,000,000	\$0
Thunder Bay Funding, LLC, Dec 21, 2026	COMMERCIAL PAPER ASSET BACKED CALLABLE	3.96	12/21/2026	4/1/2026	50,000,000	4.02	\$50,000,000	\$50,000,000	\$0
Toronto Dominion Bank	CALLABLE CERTIFICATE OF DEPOSIT	4.03	1/4/2027	4/1/2026	100,000,000	4.09	\$100,000,000	\$100,025,513	\$25,513
Toronto Dominion Bank	CALLABLE CERTIFICATE OF DEPOSIT	4.03	1/12/2027	4/1/2026	150,000,000	4.09	\$150,000,000	\$150,039,335	\$39,335
Toronto Dominion Bank	CALLABLE CERTIFICATE OF DEPOSIT	3.94	2/12/2027	4/1/2026	180,000,000	3.99	\$180,000,000	\$179,919,398	-\$80,602
Toronto Dominion Bank CDYAN	CERTIFICATE OF DEPOSIT - YANKEE	3.78	11/16/2026		95,000,000	3.81	\$95,000,000	\$94,843,127	-\$156,874
Toronto Dominion Bank CP4-2	COMMERCIAL PAPER - 4-2		10/1/2026		100,000,000	3.91	\$98,083,333	\$97,995,700	-\$87,633
Toronto Dominion Bank CP4-2	COMMERCIAL PAPER - 4-2		3/24/2027		50,000,000	4.26	\$47,973,819	\$48,042,275	\$68,456
Toronto Dominion Bank, Apr 23, 2026	VARIABLE RATE COMMERCIAL PAPER - 4-2	4.08	4/23/2026	4/1/2026	120,000,000	4.14	\$120,000,000	\$120,026,028	\$26,028
Toronto Dominion Bank, Dec 16, 2026	VARIABLE RATE COMMERCIAL PAPER - 4-2	3.98	12/16/2026	4/1/2026	75,000,000	4.04	\$75,000,000	\$75,000,000	\$0
TotalEnergies Capital S.A. CP4-2	COMMERCIAL PAPER - 4-2		4/15/2026		40,000,000	4.01	\$39,935,333	\$39,937,320	\$1,987
Toyota Credit Canada Inc. CP	COMMERCIAL PAPER		7/2/2026		55,000,000	4.13	\$54,435,929	\$54,438,769	\$2,840
Toyota Credit De Puerto Rico Corp. CP	COMMERCIAL PAPER		4/14/2026		42,500,000	4.54	\$42,427,939	\$42,438,494	\$10,555
Toyota Credit De Puerto Rico Corp. CP	COMMERCIAL PAPER		6/15/2026		25,000,000	4.14	\$24,789,944	\$24,793,183	\$3,238
Toyota Credit De Puerto Rico Corp. CP	COMMERCIAL PAPER		7/14/2026		10,000,000	4.07	\$9,885,667	\$9,886,542	\$875
Toyota Credit De Puerto Rico Corp. CP	COMMERCIAL PAPER		7/27/2026		15,000,000	3.94	\$14,812,675	\$14,804,481	-\$8,194
Toyota Credit De Puerto Rico Corp. CP	COMMERCIAL PAPER		10/13/2026		60,000,000	3.93	\$58,761,933	\$58,698,702	-\$63,231
Toyota Credit De Puerto Rico Corp. CP	COMMERCIAL PAPER		11/17/2026		45,000,000	4.09	\$43,862,325	\$43,847,505	-\$14,820
Toyota Credit De Puerto Rico Corp. CP	COMMERCIAL PAPER		11/23/2026		15,000,000	3.88	\$14,630,675	\$14,605,725	-\$24,950
Toyota Motor Credit Corp. CP	COMMERCIAL PAPER		5/18/2026		25,000,000	4.20	\$24,865,333	\$24,873,733	\$8,399
Toyota Motor Credit Corp. CP	COMMERCIAL PAPER		7/27/2026		100,000,000	4.02	\$98,731,500	\$98,738,060	\$6,560
Toyota Motor Credit Corp., Dec 09, 2026	VARIABLE MEDIUM TERM NOTE	3.98	12/9/2026	4/1/2026	230,000,000	4.04	\$230,000,000	\$230,063,174	\$63,174
Toyota Motor Credit Corp., Feb 12, 2027	VARIABLE MEDIUM TERM NOTE	3.93	2/12/2027	4/1/2026	50,000,000	3.98	\$50,000,000	\$49,952,295	-\$47,706
Truist Bank CD	CERTIFICATE OF DEPOSIT	3.83	4/10/2026		300,000,000	3.88	\$300,000,000	\$300,007,500	\$7,500
Truist Bank CD	CERTIFICATE OF DEPOSIT	3.79	5/12/2026		150,000,000	3.84	\$150,000,000	\$149,996,865	-\$3,135
Truist Bank CD	CERTIFICATE OF DEPOSIT	3.78	6/10/2026		200,000,000	3.83	\$200,000,000	\$199,972,620	-\$27,380
Truist Bank CD	CERTIFICATE OF DEPOSIT	3.95	6/1/2026		100,000,000	4.00	\$100,000,000	\$100,000,000	\$0
Victory Receivables Corp. CPABS4-2	COMMERCIAL PAPER - ABS- 4(2)		4/23/2026		25,000,000	3.84	\$24,940,104	\$24,939,785	-\$319
Victory Receivables Corp. CPABS4-2	COMMERCIAL PAPER - ABS- 4(2)		5/18/2026		150,000,000	3.83	\$149,252,000	\$149,231,205	-\$20,795
Westpac Banking Corp. Ltd. CDYAN	CERTIFICATE OF DEPOSIT - YANKEE	3.84	12/8/2026		70,000,000	3.86	\$70,000,000	\$69,895,588	-\$104,412
Westpac Banking Corp. Ltd., Sydney CP4-2	COMMERCIAL PAPER - 4-2		9/22/2026		40,000,000	3.99	\$39,257,222	\$39,251,516	-\$5,706
Wylie Bice Life Insurance Trust, Aug 01, 2046	VARIABLE RATE DEMAND NOTE	3.81	8/1/2046	4/2/2026	7,625,000	3.81	\$7,625,000	\$7,625,000	\$0
Total Value of Securities					31,042,117,469		\$30,940,593,512	\$30,935,710,305	-\$4,883,207

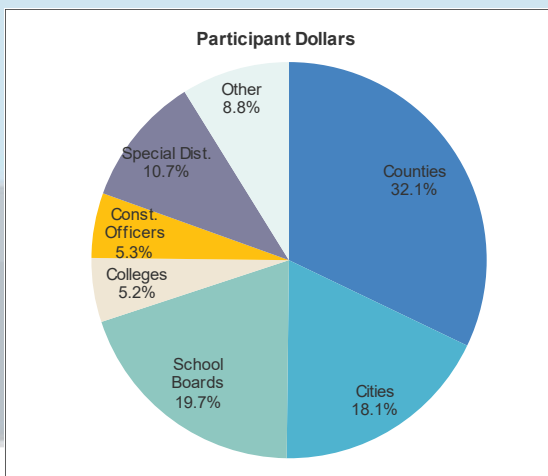
Notes: The data included in this report is unaudited. Amounts above are the value of investments. Income accruals, payables and uninvested cash are not included. Amortizations/accretions are reported with a one-day lag in the above valuations.

¹ Market values of the portfolio securities are provided by the custodian, BNY Mellon. The portfolio manager, Federated Hermes, is the source for other data shown above.

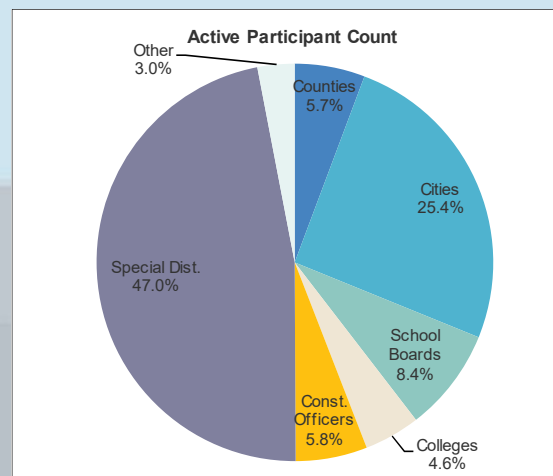
² Amortized cost is calculated using a straight line method.

PARTICIPANT CONCENTRATION DATA - AS OF MARCH 31 2026

Participant Balance	Share of Total Fund	Share of Participant Count	Participant Balance	Share of Total Fund	Share of Participant Count
All Participants	100.0%	100.0%	Colleges & Universities	5.2%	4.6%
Top 10	33.3%	1.2%	Top 10	4.4%	1.2%
\$100 million or more	76.7%	8.5%	\$100 million or more	3.5%	0.6%
\$10 million up to \$100 million	20.6%	20.1%	\$10 million up to \$100 million	1.6%	1.8%
\$1 million up to \$10 million	2.4%	22.2%	\$1 million up to \$10 million	0.1%	0.5%
Under \$1 million	0.3%	49.2%	Under \$1 million	0.01%	1.8%
Counties	32.1%	5.7%	Constitutional Officers	5.3%	5.8%
Top 10	26.2%	1.2%	Top 10	4.2%	1.2%
\$100 million or more	30.7%	2.1%	\$100 million or more	3.8%	0.2%
\$10 million up to \$100 million	1.3%	1.2%	\$10 million up to \$100 million	1.3%	1.2%
\$1 million up to \$10 million	0.1%	1.1%	\$1 million up to \$10 million	0.3%	1.8%
Under \$1 million	0.0%	1.4%	Under \$1 million	0.0%	2.7%
Municipalities	18.1%	25.4%	Special Districts	10.7%	47.0%
Top 10	6.5%	1.2%	Top 10	6.6%	1.2%
\$100 million or more	8.2%	1.8%	\$100 million or more	6.3%	1.1%
\$10 million up to \$100 million	9.1%	8.8%	\$10 million up to \$100 million	3.1%	3.7%
\$1 million up to \$10 million	0.7%	5.7%	\$1 million up to \$10 million	0.9%	10.9%
Under \$1 million	0.1%	9.2%	Under \$1 million	0.3%	31.4%
School Boards	19.7%	8.4%	Other	8.8%	3.0%
Top 10	12.9%	1.2%	Top 10	7.0%	1.2%
\$100 million or more	16.1%	2.1%	\$100 million or more	8.0%	0.7%
\$10 million up to \$100 million	3.4%	2.8%	\$10 million up to \$100 million	0.7%	0.7%
\$1 million up to \$10 million	0.2%	1.6%	\$1 million up to \$10 million	0.1%	0.7%
Under \$1 million	0.0%	1.9%	Under \$1 million	0.0%	0.9%



Total Fund Value: \$30,893,680,635



Total Active Participant Count: 857

Note: Active accounts include only those participant accounts valued above zero.

COMPLIANCE WITH INVESTMENT POLICY FOR MARCH 31, 2026

As investment manager, Federated monitors compliance daily on Florida PRIME to ensure that investment practices comply with the requirements of the Investment Policy Statement (IPS). Federated provides a monthly compliance report to the SBA and is required to notify the Investment Oversight Group (IOG) of compliance exceptions within 24 hours of identification. The IOG will meet as necessary based on the occurrence and resolution of compliance exceptions or upon the occurrence of a material event. Minutes from the IOG meetings are posted to the Florida PRIME website.

In addition to the compliance testing performed by Federated, SBA Risk Management and Compliance conducts daily independent testing on Florida PRIME using a risk-based approach. Under this approach, each IPS parameter is ranked as “High” or “Low” with respect to the level of risk associated with a potential guideline breach. Negative test results are subject to independent verification and review for possible escalation. These rankings, along with the frequency for testing, are reviewed and approved by the IOG on an annual basis or more often if market conditions dictate. Additionally, any parameter reported in “Fail” status on the Federated compliance report, regardless of risk ranking, is also independently verified and escalated accordingly. The results of independent testing are currently reported monthly to the IOG.

Test by Source	Pass/Fail
Securities must be USD denominated	Pass
<u>Ratings requirements</u>	
First Tier Securities	Pass
Long-term securities must have long-term ratings in the three highest categories	Pass
Commercial Paper must have short-term ratings from at least one NRSRO	Pass
Securities in Highest Rating Category (A-1+ or equivalent)	Pass
Repurchase Agreement Counterparties must be rated by S&P	Pass
S&P Weighted Average Life	Pass
<u>Maturity</u>	
Individual Security	Pass
Government floating rate notes/variable rate notes	Pass
Dollar Weighted Average Maturity	Pass
Weighted Average Life	Pass
<u>Issuer Diversification</u>	
First tier issuer (limit does not apply to cash, cash items, U.S. Government securities and repo collateralized by these securities)	Pass
Demand Feature and Guarantor Diversification	
First Tier securities issued by or subject to demand features and guarantees of a non-controlled person	Pass
First Tier securities issued by or subject to demand features and guarantees of a controlled person	Pass

Test by Source	Pass/Fail
<u>Money Market Mutual Funds</u>	
Invested in any one Money Market Mutual Fund	Pass
<u>Repurchase Agreements</u>	
Repurchase Agreement Counterparty Rating	Pass
Term Repurchase Agreements with any single dealer - Counterparty Rating A-1+ (2-5 business days)	Pass
Term Repurchase Agreements with any single dealer - Counterparty Rating A-1 (2-5 business days)	Pass
Term Repurchase Agreements with any single dealer - Counterparty Rating A-1+ (More than 5 business days)	Pass
Term Repurchase Agreements with any single dealer - Counterparty Rating A-1 (More than 5 business days)	Pass
Repurchase Agreements with any single dealer - Counterparty Rating A-1	Pass
<u>Concentration Tests</u>	
Industry Concentration, excluding financial services industry	Pass
Any Single Government Agency	Pass
Illiquid Securities	Pass
Assets invested in securities accessible within 1 business day	Pass
Assets invested in securities accessible within 5 business days	Pass

TRADING ACTIVITY FOR MARCH 2026

Issue Description	Maturity Date	Trade Date	Settlement Date	Transaction	Quantity	Account	Traded Interest Local	Net Amount Local	Total Real G/L
ABN AMRO BANK N.V.	03/03/26	03/03/26	03/03/26	MATURITY	1,600,000,000	16101	0	1,600,000,000	0
ABN AMRO BANK N.V.	03/10/26	03/10/26	03/10/26	MATURITY	1,600,000,000	16101	0	1,600,000,000	0
ABN AMRO BANK N.V.	03/17/26	03/17/26	03/17/26	MATURITY	1,550,000,000	16101	0	1,550,000,000	0
ABN AMRO BANK N.V.	03/24/26	03/24/26	03/24/26	MATURITY	1,600,000,000	16101	0	1,600,000,000	0
ABN AMRO BANK N.V.	03/31/26	03/31/26	03/31/26	MATURITY	1,550,000,000	16101	0	1,550,000,000	0
ANGLESEA FUNDING FIXED COUPON 0 MATURITY 20260302	03/02/26	03/02/26	03/02/26	MATURITY	133,000,000	16101	0	133,000,000	0
ANGLESEA FUNDING FIXED COUPON 0 MATURITY 20260309	03/09/26	03/09/26	03/09/26	MATURITY	275,000,000	16101	0	275,000,000	0
ANGLESEA FUNDING FIXED COUPON 0 MATURITY 20260313	03/13/26	03/13/26	03/13/26	MATURITY	72,000,000	16101	0	72,000,000	0
ANGLESEA FUNDING FIXED COUPON 0 MATURITY 20260316	03/16/26	03/16/26	03/16/26	MATURITY	200,000,000	16101	0	200,000,000	0
ANGLESEA FUNDING FIXED COUPON 0 MATURITY 20260323	03/23/26	03/23/26	03/23/26	MATURITY	265,000,000	16101	0	265,000,000	0
ANGLESEA FUNDING FIXED COUPON 0 MATURITY 20260330	03/30/26	03/30/26	03/30/26	MATURITY	263,000,000	16101	0	263,000,000	0
ANTALIS SA FIXED COUPON 0 MATURITY 20260313	03/13/26	03/13/26	03/13/26	MATURITY	70,000,000	16101	0	70,000,000	0
ANTALIS SA FIXED COUPON 0 MATURITY 20260320	03/20/26	03/20/26	03/20/26	MATURITY	100,000,000	16101	0	100,000,000	0
ANTALIS SA FIXED COUPON 0 MATURITY 20260327	03/27/26	03/27/26	03/27/26	MATURITY	112,000,000	16101	0	112,000,000	0
AUSTRALIA AND NEW ZEALAND BANKING GROUP LTD.	03/03/26	03/03/26	03/03/26	MATURITY	1,350,000,000	16101	0	1,350,000,000	0
AUSTRALIA AND NEW ZEALAND BANKING GROUP LTD.	03/10/26	03/10/26	03/10/26	MATURITY	1,350,000,000	16101	0	1,350,000,000	0
AUSTRALIA AND NEW ZEALAND BANKING GROUP LTD.	03/17/26	03/17/26	03/17/26	MATURITY	1,325,000,000	16101	0	1,325,000,000	0
AUSTRALIA AND NEW ZEALAND BANKING GROUP LTD.	03/24/26	03/24/26	03/24/26	MATURITY	1,350,000,000	16101	0	1,350,000,000	0
AUSTRALIA AND NEW ZEALAND BANKING GROUP LTD.	03/31/26	03/31/26	03/31/26	MATURITY	1,350,000,000	16101	0	1,350,000,000	0
BANK NOVA SCOTIA DISC C 0.0 04MAR26	03/04/26	03/04/26	03/04/26	MATURITY	100,000,000	16101	0	100,000,000	0
Bank of America N.A. Triparty Repo Overnight Fixed 20260326	03/26/26	03/26/26	03/26/26	MATURITY	2,191,000,000	16101	0	2,191,000,000	0
Bank of America N.A. Triparty Repo Overnight Fixed 20260327	03/27/26	03/27/26	03/27/26	MATURITY	1,475,000,000	16101	0	1,475,000,000	0
BANK OF AMERICA N.A. TRIPARTY REPO OVERNIGHT FIXED 20260330	03/30/26	03/30/26	03/30/26	MATURITY	2,070,000,000	16101	0	2,070,000,000	0
BANK OF AMERICA N.A. TRIPARTY REPO OVERNIGHT FIXED 20260331	03/31/26	03/31/26	03/31/26	MATURITY	1,548,000,000	16101	0	1,548,000,000	0
BANK OF AMERICA SEC TRIPARTY	03/19/26	03/19/26	03/19/26	MATURITY	1,000,000	16101	0	1,000,000	0
BANK OF AMERICA SEC TRIPARTY	03/20/26	03/20/26	03/20/26	MATURITY	5,000,000	16101	0	5,000,000	0
BANK OF AMERICA SEC TRIPARTY	03/23/26	03/23/26	03/23/26	MATURITY	5,000,000	16101	0	5,000,000	0
BANK OF AMERICA SEC TRIPARTY	03/24/26	03/24/26	03/24/26	MATURITY	5,000,000	16101	0	5,000,000	0
BANK OF AMERICA SEC TRIPARTY	03/25/26	03/25/26	03/25/26	MATURITY	5,000,000	16101	0	5,000,000	0
BANK OF AMERICA TRIPARTY	03/02/26	03/02/26	03/02/26	MATURITY	2,169,000,000	16101	0	2,169,000,000	0
BANK OF AMERICA TRIPARTY	03/03/26	03/03/26	03/03/26	MATURITY	2,228,000,000	16101	0	2,228,000,000	0
BANK OF AMERICA TRIPARTY	03/04/26	03/04/26	03/04/26	MATURITY	1,818,000,000	16101	0	1,818,000,000	0
BANK OF AMERICA TRIPARTY	03/05/26	03/05/26	03/05/26	MATURITY	2,117,000,000	16101	0	2,117,000,000	0
BANK OF AMERICA TRIPARTY	03/06/26	03/06/26	03/06/26	MATURITY	1,524,000,000	16101	0	1,524,000,000	0
BANK OF AMERICA TRIPARTY	03/09/26	03/09/26	03/09/26	MATURITY	1,484,000,000	16101	0	1,484,000,000	0
BANK OF AMERICA TRIPARTY	03/10/26	03/10/26	03/10/26	MATURITY	2,228,000,000	16101	0	2,228,000,000	0
BANK OF AMERICA TRIPARTY	03/11/26	03/11/26	03/11/26	MATURITY	2,062,000,000	16101	0	2,062,000,000	0
BANK OF AMERICA TRIPARTY	03/12/26	03/12/26	03/12/26	MATURITY	2,165,000,000	16101	0	2,165,000,000	0
BANK OF AMERICA TRIPARTY	03/13/26	03/13/26	03/13/26	MATURITY	2,045,000,000	16101	0	2,045,000,000	0
BANK OF AMERICA TRIPARTY	03/16/26	03/16/26	03/16/26	MATURITY	2,342,000,000	16101	0	2,342,000,000	0
BANK OF AMERICA TRIPARTY	03/17/26	03/17/26	03/17/26	MATURITY	1,215,000,000	16101	0	1,215,000,000	0
BANK OF AMERICA TRIPARTY	03/18/26	03/18/26	03/18/26	MATURITY	2,302,000,000	16101	0	2,302,000,000	0
BANK OF AMERICA TRIPARTY	03/19/26	03/19/26	03/19/26	MATURITY	1,449,000,000	16101	0	1,449,000,000	0
BANK OF AMERICA TRIPARTY	03/20/26	03/20/26	03/20/26	MATURITY	125,000,000	16101	0	125,000,000	0
BANK OF AMERICA TRIPARTY	03/23/26	03/23/26	03/23/26	MATURITY	230,000,000	16101	0	230,000,000	0
BANK OF AMERICA TRIPARTY	03/24/26	03/24/26	03/24/26	MATURITY	559,000,000	16101	0	559,000,000	0
BANK OF AMERICA TRIPARTY	03/25/26	03/25/26	03/25/26	MATURITY	880,000,000	16101	0	880,000,000	0
Bank of Nova Scotia Toronto Repo Triparty Overnight Fixed 20260326	03/26/26	03/26/26	03/26/26	MATURITY	1,500,000,000	16101	0	1,500,000,000	0
Bank of Nova Scotia Toronto Repo Triparty Overnight Fixed 20260327	03/27/26	03/27/26	03/27/26	MATURITY	1,500,000,000	16101	0	1,500,000,000	0
BANK OF NOVA SCOTIA TORONTO REPO TRIPARTY OVERNIGHT FIXED 20260330	03/30/26	03/30/26	03/30/26	MATURITY	1,500,000,000	16101	0	1,500,000,000	0
BANK OF NOVA SCOTIA TORONTO REPO TRIPARTY OVERNIGHT FIXED 20260331	03/31/26	03/31/26	03/31/26	MATURITY	1,500,000,000	16101	0	1,500,000,000	0
BANK OF NOVA SCOTIA TRIPARTY	03/02/26	03/02/26	03/02/26	MATURITY	1,500,000,000	16101	0	1,500,000,000	0
BANK OF NOVA SCOTIA TRIPARTY	03/03/26	03/03/26	03/03/26	MATURITY	1,500,000,000	16101	0	1,500,000,000	0
BANK OF NOVA SCOTIA TRIPARTY	03/04/26	03/04/26	03/04/26	MATURITY	1,500,000,000	16101	0	1,500,000,000	0
BANK OF NOVA SCOTIA TRIPARTY	03/05/26	03/05/26	03/05/26	MATURITY	1,500,000,000	16101	0	1,500,000,000	0
BANK OF NOVA SCOTIA TRIPARTY	03/06/26	03/06/26	03/06/26	MATURITY	1,500,000,000	16101	0	1,500,000,000	0
BANK OF NOVA SCOTIA TRIPARTY	03/09/26	03/09/26	03/09/26	MATURITY	1,500,000,000	16101	0	1,500,000,000	0
BANK OF NOVA SCOTIA TRIPARTY	03/10/26	03/10/26	03/10/26	MATURITY	1,500,000,000	16101	0	1,500,000,000	0
BANK OF NOVA SCOTIA TRIPARTY	03/11/26	03/11/26	03/11/26	MATURITY	1,500,000,000	16101	0	1,500,000,000	0
BANK OF NOVA SCOTIA TRIPARTY	03/12/26	03/12/26	03/12/26	MATURITY	1,500,000,000	16101	0	1,500,000,000	0
BANK OF NOVA SCOTIA TRIPARTY	03/13/26	03/13/26	03/13/26	MATURITY	1,500,000,000	16101	0	1,500,000,000	0
BANK OF NOVA SCOTIA TRIPARTY	03/16/26	03/16/26	03/16/26	MATURITY	1,500,000,000	16101	0	1,500,000,000	0
BANK OF NOVA SCOTIA TRIPARTY	03/17/26	03/17/26	03/17/26	MATURITY	1,500,000,000	16101	0	1,500,000,000	0
BANK OF NOVA SCOTIA TRIPARTY	03/18/26	03/18/26	03/18/26	MATURITY	1,500,000,000	16101	0	1,500,000,000	0
BANK OF NOVA SCOTIA TRIPARTY	03/19/26	03/19/26	03/19/26	MATURITY	1,500,000,000	16101	0	1,500,000,000	0
BANK OF NOVA SCOTIA TRIPARTY	03/20/26	03/20/26	03/20/26	MATURITY	1,500,000,000	16101	0	1,500,000,000	0
BANK OF NOVA SCOTIA TRIPARTY	03/23/26	03/23/26	03/23/26	MATURITY	750,000,000	16101	0	750,000,000	0
BANK OF NOVA SCOTIA TRIPARTY	03/24/26	03/24/26	03/24/26	MATURITY	500,000,000	16101	0	500,000,000	0

TRADING ACTIVITY FOR MARCH 2026

Issue Description	Maturity Date	Trade Date	Settlement Date	Transaction	Quantity	Account	Traded Interest Local	Net Amount Local	Total Real G/L
BANK OF NOVA SCOTIA TRIPARTY	03/25/26	03/25/26	03/25/26	MATURITY	1,500,000,000	16101	0	1,500,000,000	0
Bank of Nova ScotiaCP4-2	03/11/26	03/11/26	03/11/26	MATURITY	75,000,000	16101	0	75,000,000	0
BARTON CAPITAL FIXED COUPON 0 MATURITY 20260311	03/11/26	03/11/26	03/11/26	MATURITY	50,000,000	16101	0	50,000,000	0
BARTON CAPITAL FIXED COUPON 0 MATURITY 20260318	03/18/26	03/18/26	03/18/26	MATURITY	50,000,000	16101	0	50,000,000	0
BENNINGTON STARK C 0.0 25MAR26 144A	03/25/26	03/25/26	03/25/26	MATURITY	50,000,000	16101	0	50,000,000	0
BENNINGTON STARK FIXED COUPON 0 MATURITY 20260303	03/03/26	03/03/26	03/03/26	MATURITY	135,000,000	16101	0	135,000,000	0
BENNINGTON STARK FIXED COUPON 0 MATURITY 20260310	03/10/26	03/10/26	03/10/26	MATURITY	130,000,000	16101	0	130,000,000	0
BENNINGTON STARK FIXED COUPON 0 MATURITY 20260317	03/17/26	03/17/26	03/17/26	MATURITY	145,000,000	16101	0	145,000,000	0
BENNINGTON STARK FIXED COUPON 0 MATURITY 20260318	03/18/26	03/18/26	03/18/26	MATURITY	50,000,000	16101	0	50,000,000	0
BENNINGTON STARK FIXED COUPON 0 MATURITY 20260324	03/24/26	03/24/26	03/24/26	MATURITY	81,500,000	16101	0	81,500,000	0
BENNINGTON STARK FIXED COUPON 0 MATURITY 20260326	03/26/26	03/26/26	03/26/26	MATURITY	122,687,000	16101	0	122,687,000	0
BENNINGTON STARK FIXED COUPON 0 MATURITY 20260331	03/31/26	03/31/26	03/31/26	MATURITY	106,500,000	16101	0	106,500,000	0
BNG BANK NV FIXED COUPON 0 MATURITY 20260305	03/05/26	03/05/26	03/05/26	MATURITY	150,000,000	16101	0	150,000,000	0
BNG BANK NV FIXED COUPON 0 MATURITY 20260312	03/12/26	03/12/26	03/12/26	MATURITY	336,000,000	16101	0	336,000,000	0
BNG BANK NV FIXED COUPON 0 MATURITY 20260324	03/24/26	03/24/26	03/24/26	MATURITY	170,000,000	16101	0	170,000,000	0
BNG BANK NV FIXED COUPON 0 MATURITY 20260325	03/25/26	03/25/26	03/25/26	MATURITY	460,000,000	16101	0	460,000,000	0
BNG BANK NV FIXED COUPON 0 MATURITY 20260327	03/27/26	03/27/26	03/27/26	MATURITY	30,000,000	16101	0	30,000,000	0
BNG BANK NV FIXED COUPON 0 MATURITY 20260331	03/31/26	03/31/26	03/31/26	MATURITY	195,000,000	16101	0	195,000,000	0
BoFA Securities Inc.Triparty Repo Overnight Fixed 20260326	03/26/26	03/26/26	03/26/26	MATURITY	5,000,000	16101	0	5,000,000	0
BoFA Securities Inc.Triparty Repo Overnight Fixed 20260327	03/27/26	03/27/26	03/27/26	MATURITY	5,000,000	16101	0	5,000,000	0
BOFA SECURITIES INC.TRIPARTY REPO OVERNIGHT FIXED 20260330	03/30/26	03/30/26	03/30/26	MATURITY	5,000,000	16101	0	5,000,000	0
BOFA SECURITIES INC.TRIPARTY REPO OVERNIGHT FIXED 20260331	03/31/26	03/31/26	03/31/26	MATURITY	5,000,000	16101	0	5,000,000	0
BPCE FIXED COUPON 0 MATURITY 20260303	03/03/26	03/03/26	03/03/26	MATURITY	100,000,000	16101	0	100,000,000	0
CAISSE AMORT DET FIXED COUPON 0 MATURITY 20260309	03/09/26	03/09/26	03/09/26	MATURITY	150,000,000	16101	0	150,000,000	0
CAISSE AMORT DET FIXED COUPON 0 MATURITY 20260310	03/10/26	03/10/26	03/10/26	MATURITY	175,000,000	16101	0	175,000,000	0
CAISSE AMORT DET FIXED COUPON 0 MATURITY 20260311	03/11/26	03/11/26	03/11/26	MATURITY	125,000,000	16101	0	125,000,000	0
CANADIAN IMPERIAL BCDYAN	03/04/26	03/04/26	03/04/26	MATURITY	200,000,000	16101	0	200,000,000	0
CHESHAM FIN LTD / CHES 0.00 02MAR26	03/02/26	03/02/26	03/02/26	MATURITY	100,000,000	16101	0	100,000,000	0
CHESHAM FIN LTD / CHES 0.00 06MAR26	03/06/26	03/06/26	03/06/26	MATURITY	150,000,000	16101	0	150,000,000	0
CHESHAM FIN LTD / CHES 0.00 12MAR26	03/12/26	03/12/26	03/12/26	MATURITY	20,000,000	16101	0	20,000,000	0
CHESHAM FIN LTD / CHES 0.00 13MAR26	03/13/26	03/13/26	03/13/26	MATURITY	50,000,000	16101	0	50,000,000	0
CHESHAM FIN LTD / CHES 0.00 19MAR26	03/19/26	03/19/26	03/19/26	MATURITY	100,000,000	16101	0	100,000,000	0
CHESHAM FIN LTD / CHES 0.00 24MAR26	03/24/26	03/24/26	03/24/26	MATURITY	50,000,000	16101	0	50,000,000	0
CHESHAM FIN LTD / CHES 0.00 24MAR26	03/24/26	03/24/26	03/24/26	MATURITY	50,000,000	16101	0	50,000,000	0
CHESHAM FIN LTD / CHES 0.00 27MAR26	03/27/26	03/27/26	03/27/26	MATURITY	50,000,000	16101	0	50,000,000	0
Chesham Finance LLC Series IV CPAB54-2 20260326	03/26/26	03/26/26	03/26/26	MATURITY	100,000,000	16101	0	100,000,000	0
Chesham Finance LLC Series IV CPAB54-2 20260330	03/30/26	03/30/26	03/30/26	MATURITY	100,000,000	16101	0	100,000,000	0
Chesham Finance LLC Series IV CPAB54-2 20260331	03/31/26	03/31/26	03/31/26	MATURITY	100,000,000	16101	0	100,000,000	0
Chesham Finance LLC CPAB54	03/03/26	03/03/26	03/03/26	MATURITY	50,000,000	16101	0	50,000,000	0
Chesham Finance LLC CPAB54	03/03/26	03/03/26	03/03/26	MATURITY	100,000,000	16101	0	100,000,000	0
Chesham Finance LLC CPAB54	03/04/26	03/04/26	03/04/26	MATURITY	100,000,000	16101	0	100,000,000	0
Chesham Finance LLC CPAB54	03/05/26	03/05/26	03/05/26	MATURITY	100,000,000	16101	0	100,000,000	0
Chesham Finance LLC CPAB54	03/09/26	03/09/26	03/09/26	MATURITY	100,000,000	16101	0	100,000,000	0
Chesham Finance LLC CPAB54	03/10/26	03/10/26	03/10/26	MATURITY	50,000,000	16101	0	50,000,000	0
Chesham Finance LLC CPAB54	03/10/26	03/10/26	03/10/26	MATURITY	100,000,000	16101	0	100,000,000	0
Chesham Finance LLC CPAB54	03/11/26	03/11/26	03/11/26	MATURITY	100,000,000	16101	0	100,000,000	0
Chesham Finance LLC CPAB54	03/17/26	03/17/26	03/17/26	MATURITY	50,000,000	16101	0	50,000,000	0
Chesham Finance LLC CPAB54	03/20/26	03/20/26	03/20/26	MATURITY	150,000,000	16101	0	150,000,000	0
Chesham Finance LLC CPAB54	03/23/26	03/23/26	03/23/26	MATURITY	100,000,000	16101	0	100,000,000	0
Chesham Finance LLC CPAB54	03/25/26	03/25/26	03/25/26	MATURITY	100,000,000	16101	0	100,000,000	0
Chesham Finance LLC CPAB54	03/31/26	03/31/26	03/31/26	MATURITY	55,000,000	16101	0	55,000,000	0
GOTHAM FUNDING FIXED COUPON 0 MATURITY 20260309	03/09/26	03/09/26	03/09/26	MATURITY	150,000,000	16101	0	150,000,000	0
GREAT BEAR FUND FIXED COUPON 0 MATURITY 20260325	03/25/26	03/25/26	03/25/26	MATURITY	170,000,000	16101	0	170,000,000	0
Great Bear Funding CPAB54	03/18/26	03/18/26	03/18/26	MATURITY	155,000,000	16101	0	155,000,000	0
Great Bear Funding CPAB54	03/19/26	03/19/26	03/19/26	MATURITY	100,000,000	16101	0	100,000,000	0
Great Bear Funding LLC	03/26/26	03/26/26	03/26/26	MATURITY	30,000,000	16101	0	30,000,000	0
GTA Funding LLC CPACPAB54	03/18/26	03/18/26	03/18/26	MATURITY	50,000,000	16101	0	50,000,000	0
HSBC SECURITIES (USA) INC. REPO TRI PARTY OVER-NIGHT FIXED 20260326	03/26/26	03/26/26	03/26/26	MATURITY	100,000,000	16101	0	100,000,000	0
HSBC SECURITIES (USA) INC. REPO TRI PARTY OVER-NIGHT FIXED 20260326	03/26/26	03/26/26	03/26/26	MATURITY	800,000,000	16101	0	800,000,000	0
HSBC SECURITIES (USA) INC. REPO TRI PARTY OVER-NIGHT FIXED 20260327	03/27/26	03/27/26	03/27/26	MATURITY	800,000,000	16101	0	800,000,000	0
HSBC SECURITIES (USA) INC. REPO TRI PARTY OVER-NIGHT FIXED 20260327	03/27/26	03/27/26	03/27/26	MATURITY	100,000,000	16101	0	100,000,000	0

TRADING ACTIVITY FOR MARCH 2026

Issue Description	Maturity Date	Trade Date	Settlement Date	Transaction	Quantity	Account	Traded		Net Amount		Total Real G/L
							Interest	Local	Local	Local	
HSBC SECURITIES (USA) INC. REPO TRI PARTY OVER-NIGHT FIXED 20260330	03/30/26	03/30/26	03/30/26	MATURITY	800,000,000	16101		0		800,000,000	0
HSBC SECURITIES (USA) INC. REPO TRI PARTY OVER-NIGHT FIXED 20260330	03/30/26	03/30/26	03/30/26	MATURITY	100,000,000	16101		0		100,000,000	0
HSBC SECURITIES (USA) INC. REPO TRI PARTY OVER-NIGHT FIXED 20260331	03/31/26	03/31/26	03/31/26	MATURITY	800,000,000	16101		0		800,000,000	0
HSBC SECURITIES (USA) INC. REPO TRI PARTY OVER-NIGHT FIXED 20260331	03/31/26	03/31/26	03/31/26	MATURITY	100,000,000	16101		0		100,000,000	0
HSBC TRIPARTY	03/02/26	03/02/26	03/02/26	MATURITY	100,000,000	16101		0		100,000,000	0
HSBC TRIPARTY	03/02/26	03/02/26	03/02/26	MATURITY	700,000,000	16101		0		700,000,000	0
HSBC TRIPARTY	03/02/26	03/02/26	03/02/26	MATURITY	500,000,000	16101		0		500,000,000	0
HSBC TRIPARTY	03/03/26	03/03/26	03/03/26	MATURITY	100,000,000	16101		0		100,000,000	0
HSBC TRIPARTY	03/03/26	03/03/26	03/03/26	MATURITY	800,000,000	16101		0		800,000,000	0
HSBC TRIPARTY	03/03/26	03/03/26	03/03/26	MATURITY	250,000,000	16101		0		250,000,000	0
HSBC TRIPARTY	03/04/26	03/04/26	03/04/26	MATURITY	100,000,000	16101		0		100,000,000	0
HSBC TRIPARTY	03/04/26	03/04/26	03/04/26	MATURITY	800,000,000	16101		0		800,000,000	0
HSBC TRIPARTY	03/05/26	03/05/26	03/05/26	MATURITY	100,000,000	16101		0		100,000,000	0
HSBC TRIPARTY	03/05/26	03/05/26	03/05/26	MATURITY	800,000,000	16101		0		800,000,000	0
HSBC TRIPARTY	03/06/26	03/06/26	03/06/26	MATURITY	100,000,000	16101		0		100,000,000	0
HSBC TRIPARTY	03/06/26	03/06/26	03/06/26	MATURITY	800,000,000	16101		0		800,000,000	0
HSBC TRIPARTY	03/09/26	03/09/26	03/09/26	MATURITY	100,000,000	16101		0		100,000,000	0
HSBC TRIPARTY	03/09/26	03/09/26	03/09/26	MATURITY	800,000,000	16101		0		800,000,000	0
HSBC TRIPARTY	03/10/26	03/10/26	03/10/26	MATURITY	100,000,000	16101		0		100,000,000	0
HSBC TRIPARTY	03/10/26	03/10/26	03/10/26	MATURITY	800,000,000	16101		0		800,000,000	0
HSBC TRIPARTY	03/11/26	03/11/26	03/11/26	MATURITY	100,000,000	16101		0		100,000,000	0
HSBC TRIPARTY	03/11/26	03/11/26	03/11/26	MATURITY	800,000,000	16101		0		800,000,000	0
HSBC TRIPARTY	03/12/26	03/12/26	03/12/26	MATURITY	100,000,000	16101		0		100,000,000	0
HSBC TRIPARTY	03/12/26	03/12/26	03/12/26	MATURITY	800,000,000	16101		0		800,000,000	0
HSBC TRIPARTY	03/13/26	03/13/26	03/13/26	MATURITY	100,000,000	16101		0		100,000,000	0
HSBC TRIPARTY	03/13/26	03/13/26	03/13/26	MATURITY	800,000,000	16101		0		800,000,000	0
HSBC TRIPARTY	03/16/26	03/16/26	03/16/26	MATURITY	100,000,000	16101		0		100,000,000	0
HSBC TRIPARTY	03/16/26	03/16/26	03/16/26	MATURITY	800,000,000	16101		0		800,000,000	0
HSBC TRIPARTY	03/16/26	03/16/26	03/16/26	MATURITY	414,000,000	16101		0		414,000,000	0
HSBC TRIPARTY	03/17/26	03/17/26	03/17/26	MATURITY	100,000,000	16101		0		100,000,000	0
HSBC TRIPARTY	03/17/26	03/17/26	03/17/26	MATURITY	800,000,000	16101		0		800,000,000	0
HSBC TRIPARTY	03/17/26	03/17/26	03/17/26	MATURITY	300,000,000	16101		0		300,000,000	0
HSBC TRIPARTY	03/18/26	03/18/26	03/18/26	MATURITY	100,000,000	16101		0		100,000,000	0
HSBC TRIPARTY	03/18/26	03/18/26	03/18/26	MATURITY	1,200,000,000	16101		0		1,200,000,000	0
HSBC TRIPARTY	03/19/26	03/19/26	03/19/26	MATURITY	100,000,000	16101		0		100,000,000	0
HSBC TRIPARTY	03/19/26	03/19/26	03/19/26	MATURITY	800,000,000	16101		0		800,000,000	0
HSBC TRIPARTY	03/20/26	03/20/26	03/20/26	MATURITY	100,000,000	16101		0		100,000,000	0
HSBC TRIPARTY	03/20/26	03/20/26	03/20/26	MATURITY	400,000,000	16101		0		400,000,000	0
HSBC TRIPARTY	03/23/26	03/23/26	03/23/26	MATURITY	100,000,000	16101		0		100,000,000	0
HSBC TRIPARTY	03/23/26	03/23/26	03/23/26	MATURITY	800,000,000	16101		0		800,000,000	0
HSBC TRIPARTY	03/24/26	03/24/26	03/24/26	MATURITY	100,000,000	16101		0		100,000,000	0
HSBC TRIPARTY	03/24/26	03/24/26	03/24/26	MATURITY	800,000,000	16101		0		800,000,000	0
HSBC TRIPARTY	03/25/26	03/25/26	03/25/26	MATURITY	100,000,000	16101		0		100,000,000	0
HSBC TRIPARTY	03/25/26	03/25/26	03/25/26	MATURITY	800,000,000	16101		0		800,000,000	0
ING (US) FUNDING FIXED COUPON 0 MATURITY 20260325	03/25/26	03/25/26	03/25/26	MATURITY	50,000,000	16101		0		50,000,000	0
LA FAYETTE ASSET FIXED COUPON 0 MATURITY 20260316	03/16/26	03/16/26	03/16/26	MATURITY	50,000,000	16101		0		50,000,000	0
LA FAYETTE ASSET FIXED COUPON 0 MATURITY 20260317	03/17/26	03/17/26	03/17/26	MATURITY	60,000,000	16101		0		60,000,000	0
LA FAYETTE ASSET SECUR 0.00 24MAR26	03/24/26	03/24/26	03/24/26	MATURITY	92,000,000	16101		0		92,000,000	0
LION BAY FDG DAC DISC 0.00 23MAR26	03/23/26	03/23/26	03/23/26	MATURITY	50,000,000	16101		0		50,000,000	0
LION BAY FUND FIXED COUPON 0 MATURITY 20260305	03/05/26	03/05/26	03/05/26	MATURITY	106,000,000	16101		0		106,000,000	0
LION BAY FUND FIXED COUPON 0 MATURITY 20260309	03/09/26	03/09/26	03/09/26	MATURITY	4,000,000	16101		0		4,000,000	0
LION BAY FUND FIXED COUPON 0 MATURITY 20260316	03/16/26	03/16/26	03/16/26	MATURITY	50,000,000	16101		0		50,000,000	0
LION BAY FUND FIXED COUPON 0 MATURITY 20260324	03/24/26	03/24/26	03/24/26	MATURITY	20,000,000	16101		0		20,000,000	0
LMA AMERICAS LLC FIXED COUPON 0 MATURITY 20260302	03/02/26	03/02/26	03/02/26	MATURITY	50,000,000	16101		0		50,000,000	0
LMA AMERICAS LLC FIXED COUPON 0 MATURITY 20260323	03/23/26	03/23/26	03/23/26	MATURITY	22,940,000	16101		0		22,940,000	0
LMA S A / LMA AMERS LLC 0.0 03MAR26	03/03/26	03/03/26	03/03/26	MATURITY	44,340,000	16101		0		44,340,000	0
LMA S A / LMA AMERS LLC 0.0 04MAR26	03/04/26	03/04/26	03/04/26	MATURITY	50,000,000	16101		0		50,000,000	0
LMA S A / LMA AMERS LLC 0.0 06MAR26	03/06/26	03/06/26	03/06/26	MATURITY	50,000,000	16101		0		50,000,000	0
LONGSHIP FUNDING FIXED COUPON 0 MATURITY 20260319	03/19/26	03/19/26	03/19/26	MATURITY	100,000,000	16101		0		100,000,000	0
LONGSHIP FUNDING FIXED COUPON 0 MATURITY 20260325	03/25/26	03/25/26	03/25/26	MATURITY	55,000,000	16101		0		55,000,000	0
MATCHPOINT FIN FIXED COUPON 0 MATURITY 20260312	03/12/26	03/12/26	03/12/26	MATURITY	160,500,000	16101		0		160,500,000	0
MATCHPOINT FIN FIXED COUPON 0 MATURITY 20260317	03/17/26	03/17/26	03/17/26	MATURITY	50,000,000	16101		0		50,000,000	0
MATCHPOINT FIN FIXED COUPON 0 MATURITY 20260318	03/18/26	03/18/26	03/18/26	MATURITY	50,000,000	16101		0		50,000,000	0
MATCHPOINT FIN FIXED COUPON 0 MATURITY 20260319	03/19/26	03/19/26	03/19/26	MATURITY	100,000,000	16101		0		100,000,000	0
MATCHPOINT FIN FIXED COUPON 0 MATURITY 20260320	03/20/26	03/20/26	03/20/26	MATURITY	50,000,000	16101		0		50,000,000	0

TRADING ACTIVITY FOR MARCH 2026

Issue Description	Maturity Date	Trade Date	Settlement Date	Transaction	Quantity	Account	Traded		Net Amount		Total Real GL
							Interest	Local	Local	Local	
MATCHPOINT FIN FIXED COUPON 0 MATURITY 20260324	03/24/26	03/24/26	03/24/26	MATURITY	100,000,000	16101		0		100,000,000	0
MATCHPOINT FIN FIXED COUPON 0 MATURITY 20260325	03/25/26	03/25/26	03/25/26	MATURITY	100,000,000	16101		0		100,000,000	0
Matchpoint Finance CPABS4	03/23/26	03/23/26	03/23/26	MATURITY	100,000,000	16101		0		100,000,000	0
Matchpoint Finance plc CPABS4-2 20260326	03/26/26	03/26/26	03/26/26	MATURITY	100,000,000	16101		0		100,000,000	0
Matchpoint Finance plc CPABS4-2 20260327	03/27/26	03/27/26	03/27/26	MATURITY	100,000,000	16101		0		100,000,000	0
Matchpoint Finance plc CPABS4-2 20260330	03/30/26	03/30/26	03/30/26	MATURITY	100,000,000	16101		0		100,000,000	0
Matchpoint Finance plc CPABS4-2 20260331	03/31/26	03/31/26	03/31/26	MATURITY	125,000,000	16101		0		125,000,000	0
Mizuho Bank Ltd. CDCDYAN	03/27/26	03/27/26	03/27/26	MATURITY	150,000,000	16101		0		150,000,000	0
Mizuho Bank Ltd. TD 20260327	03/27/26	03/27/26	03/27/26	MATURITY	805,000,000	16101		0		805,000,000	0
MIZUHO BANK- LTD.	03/09/26	03/09/26	03/09/26	MATURITY	400,000,000	16101		0		400,000,000	0
MIZUHO BANK- LTD.	03/13/26	03/13/26	03/13/26	MATURITY	800,000,000	16101		0		800,000,000	0
MIZUHO BANK- LTD.	03/18/26	03/18/26	03/18/26	MATURITY	250,000,000	16101		0		250,000,000	0
MIZUHO BANK- LTD.	03/19/26	03/19/26	03/19/26	MATURITY	340,000,000	16101		0		340,000,000	0
MIZUHO BANK- LTD.	03/20/26	03/20/26	03/20/26	MATURITY	815,000,000	16101		0		815,000,000	0
MIZUHO BANK- LTD.	03/23/26	03/23/26	03/23/26	MATURITY	800,000,000	16101		0		800,000,000	0
MIZUHO BANK- LTD.	03/24/26	03/24/26	03/24/26	MATURITY	800,000,000	16101		0		800,000,000	0
MIZUHO BANK- LTD.	03/25/26	03/25/26	03/25/26	MATURITY	800,000,000	16101		0		800,000,000	0
Mizuho Securities USA Inc. - REPO TRIPARTY OVER-NIGHT FIXED 20260326	03/26/26	03/26/26	03/26/26	MATURITY	400,000,000	16101		0		400,000,000	0
Mizuho Securities USA Inc. - REPO TRIPARTY OVER-NIGHT FIXED 20260327	03/27/26	03/27/26	03/27/26	MATURITY	400,000,000	16101		0		400,000,000	0
MIZUHO SECURITIES USA INC. - REPO TRIPARTY OVERNIGHT FIXED 20260330	03/30/26	03/30/26	03/30/26	MATURITY	400,000,000	16101		0		400,000,000	0
MIZUHO SECURITIES USA INC. - REPO TRIPARTY OVERNIGHT FIXED 20260331	03/31/26	03/31/26	03/31/26	MATURITY	400,000,000	16101		0		400,000,000	0
MIZUHO TRIPARTY	03/02/26	03/02/26	03/02/26	MATURITY	400,000,000	16101		0		400,000,000	0
MIZUHO TRIPARTY	03/03/26	03/03/26	03/03/26	MATURITY	400,000,000	16101		0		400,000,000	0
MIZUHO TRIPARTY	03/04/26	03/04/26	03/04/26	MATURITY	400,000,000	16101		0		400,000,000	0
MIZUHO TRIPARTY	03/05/26	03/05/26	03/05/26	MATURITY	400,000,000	16101		0		400,000,000	0
MIZUHO TRIPARTY	03/06/26	03/06/26	03/06/26	MATURITY	400,000,000	16101		0		400,000,000	0
MIZUHO TRIPARTY	03/09/26	03/09/26	03/09/26	MATURITY	400,000,000	16101		0		400,000,000	0
MIZUHO TRIPARTY	03/10/26	03/10/26	03/10/26	MATURITY	400,000,000	16101		0		400,000,000	0
MIZUHO TRIPARTY	03/11/26	03/11/26	03/11/26	MATURITY	400,000,000	16101		0		400,000,000	0
MIZUHO TRIPARTY	03/12/26	03/12/26	03/12/26	MATURITY	400,000,000	16101		0		400,000,000	0
MIZUHO TRIPARTY	03/13/26	03/13/26	03/13/26	MATURITY	400,000,000	16101		0		400,000,000	0
MIZUHO TRIPARTY	03/16/26	03/16/26	03/16/26	MATURITY	400,000,000	16101		0		400,000,000	0
MIZUHO TRIPARTY	03/17/26	03/17/26	03/17/26	MATURITY	400,000,000	16101		0		400,000,000	0
MIZUHO TRIPARTY	03/18/26	03/18/26	03/18/26	MATURITY	700,000,000	16101		0		700,000,000	0
MIZUHO TRIPARTY	03/19/26	03/19/26	03/19/26	MATURITY	400,000,000	16101		0		400,000,000	0
MIZUHO TRIPARTY	03/20/26	03/20/26	03/20/26	MATURITY	400,000,000	16101		0		400,000,000	0
MIZUHO TRIPARTY	03/23/26	03/23/26	03/23/26	MATURITY	400,000,000	16101		0		400,000,000	0
MIZUHO TRIPARTY	03/24/26	03/24/26	03/24/26	MATURITY	400,000,000	16101		0		400,000,000	0
MIZUHO TRIPARTY	03/25/26	03/25/26	03/25/26	MATURITY	400,000,000	16101		0		400,000,000	0
MUFG BANK LTD/NY FIXED COUPON 0 MATURITY 20260306	03/06/26	03/06/26	03/06/26	MATURITY	100,000,000	16101		0		100,000,000	0
NORDEA BANK ABP	03/20/26	03/20/26	03/20/26	MATURITY	1,300,000,000	16101		0		1,300,000,000	0
NORDEA BANK ABP	03/23/26	03/23/26	03/23/26	MATURITY	1,350,000,000	16101		0		1,350,000,000	0
NORDEA BANK ABP	03/24/26	03/24/26	03/24/26	MATURITY	1,350,000,000	16101		0		1,350,000,000	0
PARADELLE FUNDING LCPABS4	03/19/26	03/19/26	03/19/26	MATURITY	200,000,000	16101		0		200,000,000	0
PODIUM FDG TR DISC COM 0.00 03MAR26	03/03/26	03/03/26	03/03/26	MATURITY	100,000,000	16101		0		100,000,000	0
RABOBANK NEW YORK	03/03/26	03/03/26	03/03/26	MATURITY	950,000,000	16101		0		950,000,000	0
RABOBANK NEW YORK	03/04/26	03/04/26	03/04/26	MATURITY	650,000,000	16101		0		650,000,000	0
RABOBANK NEW YORK	03/10/26	03/10/26	03/10/26	MATURITY	950,000,000	16101		0		950,000,000	0
RABOBANK NEW YORK	03/11/26	03/11/26	03/11/26	MATURITY	625,000,000	16101		0		625,000,000	0
RABOBANK NEW YORK	03/17/26	03/17/26	03/17/26	MATURITY	950,000,000	16101		0		950,000,000	0
RABOBANK NEW YORK	03/18/26	03/18/26	03/18/26	MATURITY	600,000,000	16101		0		600,000,000	0
RABOBANK NEW YORK	03/24/26	03/24/26	03/24/26	MATURITY	975,000,000	16101		0		975,000,000	0
RABOBANK NEW YORK	03/25/26	03/25/26	03/25/26	MATURITY	600,000,000	16101		0		600,000,000	0
RABOBANK NEW YORK	03/31/26	03/31/26	03/31/26	MATURITY	950,000,000	16101		0		950,000,000	0
RIDGEFIELD FDG CO 0.0 19MAR26 144A	03/19/26	03/19/26	03/19/26	MATURITY	250,000,000	16101		0		250,000,000	0
ROYAL BANK OF CANADA	03/02/26	03/02/26	03/02/26	MATURITY	700,000,000	16101		0		700,000,000	0
ROYAL BANK OF CANADA	03/03/26	03/03/26	03/03/26	MATURITY	700,000,000	16101		0		700,000,000	0
ROYAL BANK OF CANADA	03/04/26	03/04/26	03/04/26	MATURITY	800,000,000	16101		0		800,000,000	0
ROYAL BANK OF CANADA	03/05/26	03/05/26	03/05/26	MATURITY	800,000,000	16101		0		800,000,000	0
ROYAL BANK OF CANADA	03/06/26	03/06/26	03/06/26	MATURITY	800,000,000	16101		0		800,000,000	0
ROYAL BANK OF CANADA	03/09/26	03/09/26	03/09/26	MATURITY	800,000,000	16101		0		800,000,000	0
ROYAL BANK OF CANADA	03/10/26	03/10/26	03/10/26	MATURITY	800,000,000	16101		0		800,000,000	0
ROYAL BANK OF CANADA	03/11/26	03/11/26	03/11/26	MATURITY	800,000,000	16101		0		800,000,000	0
ROYAL BANK OF CANADA	03/12/26	03/12/26	03/12/26	MATURITY	800,000,000	16101		0		800,000,000	0
ROYAL BANK OF CANADA	03/13/26	03/13/26	03/13/26	MATURITY	700,000,000	16101		0		700,000,000	0
ROYAL BANK OF CANADA	03/16/26	03/16/26	03/16/26	MATURITY	800,000,000	16101		0		800,000,000	0
ROYAL BANK OF CANADA	03/17/26	03/17/26	03/17/26	MATURITY	850,000,000	16101		0		850,000,000	0
ROYAL BANK OF CANADA	03/19/26	03/19/26	03/19/26	MATURITY	750,000,000	16101		0		750,000,000	0
ROYAL BANK OF CANADA	03/20/26	03/20/26	03/20/26	MATURITY	750,000,000	16101		0		750,000,000	0
ROYAL BANK OF CANADA	03/23/26	03/23/26	03/23/26	MATURITY	750,000,000	16101		0		750,000,000	0
ROYAL BANK OF CANADA	03/24/26	03/24/26	03/24/26	MATURITY	750,000,000	16101		0		750,000,000	0
ROYAL BANK OF CANADA	03/25/26	03/25/26	03/25/26	MATURITY	750,000,000	16101		0		750,000,000	0
Royal Bank of Canada Toronto TD 20260326	03/26/26	03/26/26	03/26/26	MATURITY	750,000,000	16101		0		750,000,000	0
Royal Bank of Canada Toronto TD 20260327	03/27/26	03/27/26	03/27/26	MATURITY	750,000,000	16101		0		750,000,000	0
Royal Bank of Canada Toronto TD 20260330	03/30/26	03/30/26	03/30/26	MATURITY	750,000,000	16101		0		750,000,000	0
Royal Bank of Canada Toronto TD 20260331	03/31/26	03/31/26	03/31/26	MATURITY	750,000,000	16101		0		750,000,000	0

TRADING ACTIVITY FOR MARCH 2026

Issue Description	Maturity Date	Trade Date	Settlement Date	Transaction	Quantity	Account	Traded Interest Local	Net Amount Local	Total Real G/L
SHEFFIELD RECEIV FIXED COUPON 0 MATURITY 20260318	03/18/26	03/18/26	03/18/26	MATURITY	200,000,000	16101	0	200,000,000	0
SHEFFIELD RECEIV FIXED COUPON 0 MATURITY 20260323	03/23/26	03/23/26	03/23/26	MATURITY	115,000,000	16101	0	115,000,000	0
SHEFFIELD RECEIVABLES C 0.0 05MAR26	03/05/26	03/05/26	03/05/26	MATURITY	110,000,000	16101	0	110,000,000	0
SHEFFIELD RECEIVABLES C 0.0 16MAR26	03/16/26	03/16/26	03/16/26	MATURITY	110,000,000	16101	0	110,000,000	0
STARBIRD FDG CORP DISC 0.0 17MAR26	03/17/26	03/17/26	03/17/26	MATURITY	374,000,000	16101	0	374,000,000	0
STARBIRD FDG FIXED COUPON 0 MATURITY 20260302	03/02/26	03/02/26	03/02/26	MATURITY	150,000,000	16101	0	150,000,000	0
STARBIRD FDG FIXED COUPON 0 MATURITY 20260303	03/03/26	03/03/26	03/03/26	MATURITY	100,000,000	16101	0	100,000,000	0
STARBIRD FDG FIXED COUPON 0 MATURITY 20260305	03/05/26	03/05/26	03/05/26	MATURITY	200,000,000	16101	0	200,000,000	0
STARBIRD FDG FIXED COUPON 0 MATURITY 20260309	03/09/26	03/09/26	03/09/26	MATURITY	250,000,000	16101	0	250,000,000	0
STARBIRD FDG FIXED COUPON 0 MATURITY 20260310	03/10/26	03/10/26	03/10/26	MATURITY	250,000,000	16101	0	250,000,000	0
STARBIRD FDG FIXED COUPON 0 MATURITY 20260311	03/11/26	03/11/26	03/11/26	MATURITY	300,000,000	16101	0	300,000,000	0
STARBIRD FDG FIXED COUPON 0 MATURITY 20260312	03/12/26	03/12/26	03/12/26	MATURITY	300,000,000	16101	0	300,000,000	0
STARBIRD FDG FIXED COUPON 0 MATURITY 20260313	03/13/26	03/13/26	03/13/26	MATURITY	300,000,000	16101	0	300,000,000	0
STARBIRD FDG FIXED COUPON 0 MATURITY 20260316	03/16/26	03/16/26	03/16/26	MATURITY	200,000,000	16101	0	200,000,000	0
STARBIRD FDG FIXED COUPON 0 MATURITY 20260318	03/18/26	03/18/26	03/18/26	MATURITY	200,000,000	16101	0	200,000,000	0
STARBIRD FDG FIXED COUPON 0 MATURITY 20260319	03/19/26	03/19/26	03/19/26	MATURITY	200,000,000	16101	0	200,000,000	0
STARBIRD FDG FIXED COUPON 0 MATURITY 20260320	03/20/26	03/20/26	03/20/26	MATURITY	200,000,000	16101	0	200,000,000	0
STARBIRD FDG FIXED COUPON 0 MATURITY 20260323	03/23/26	03/23/26	03/23/26	MATURITY	200,000,000	16101	0	200,000,000	0
STARBIRD FDG FIXED COUPON 0 MATURITY 20260324	03/24/26	03/24/26	03/24/26	MATURITY	175,000,000	16101	0	175,000,000	0
STARBIRD FDG FIXED COUPON 0 MATURITY 20260325	03/25/26	03/25/26	03/25/26	MATURITY	175,000,000	16101	0	175,000,000	0
Starbird Funding Corp	03/04/26	03/04/26	03/04/26	MATURITY	250,000,000	16101	0	250,000,000	0
Starbird Funding Corp	03/06/26	03/06/26	03/06/26	MATURITY	250,000,000	16101	0	250,000,000	0
Starbird Funding Corp, CPABS4-2 20260326	03/26/26	03/26/26	03/26/26	MATURITY	175,000,000	16101	0	175,000,000	0
Starbird Funding Corp, CPABS4-2 20260327	03/27/26	03/27/26	03/27/26	MATURITY	100,000,000	16101	0	100,000,000	0
Starbird Funding Corp, CPABS4-2 20260330	03/30/26	03/30/26	03/30/26	MATURITY	150,000,000	16101	0	150,000,000	0
Starbird Funding Corp, CPABS4-2 20260331	03/31/26	03/31/26	03/31/26	MATURITY	275,000,000	16101	0	275,000,000	0
SUMI TRUST NY FIXED COUPON 0 MATURITY 20260306	03/06/26	03/06/26	03/06/26	MATURITY	100,875,000	16101	0	100,875,000	0
SUMITOMO TRUST AND BANKING 06MAR26	03/06/26	03/06/26	03/06/26	MATURITY	200,000,000	16101	0	200,000,000	0
TOYOTA CREDIT DE PUCP	03/02/26	03/02/26	03/02/26	MATURITY	10,000,000	16101	0	10,000,000	0
UNITEDHEALTH GRP FIXED COUPON 0 MATURITY 20260302	03/02/26	03/02/26	03/02/26	MATURITY	200,000,000	16101	0	200,000,000	0
UNITEDHEALTH GRP FIXED COUPON 0 MATURITY 20260311	03/11/26	03/11/26	03/11/26	MATURITY	60,000,000	16101	0	60,000,000	0
UNITEDHEALTH GRP FIXED COUPON 0 MATURITY 20260313	03/13/26	03/13/26	03/13/26	MATURITY	170,000,000	16101	0	170,000,000	0
VICTORY REC FIXED COUPON 0 MATURITY 20260317	03/17/26	03/17/26	03/17/26	MATURITY	150,000,000	16101	0	150,000,000	0
VICTORY RECEIVABLES COR 0.0 10MAR26	03/10/26	03/10/26	03/10/26	MATURITY	55,000,000	16101	0	55,000,000	0
EFF 2025-3 A1 FIXED COUPON 4.551000 MATURITY 20260720	07/20/26	03/20/26	03/20/26	PAYDOWN	2,298,274	16101	0	2,298,274	0
EFF 2026-1 A1 FIXED COUPON 3.849000 MATURITY 20270222	02/22/27	03/20/26	03/20/26	PAYDOWN	5,806,339	16101	0	5,806,339	0
GALC 2025-2 A1 FIXED COUPON 4.035000 MATURITY 20261116	11/16/26	03/16/26	03/16/26	PAYDOWN	3,625,935	16101	0	3,625,935	0
ABN AMRO BANK N.V.	03/10/26	03/03/26	03/03/26	PURCHASE	1,600,000,000	16101	0	1,600,000,000	0
ABN AMRO BANK N.V.	03/17/26	03/10/26	03/10/26	PURCHASE	1,550,000,000	16101	0	1,550,000,000	0
ABN AMRO BANK N.V.	03/24/26	03/17/26	03/17/26	PURCHASE	1,600,000,000	16101	0	1,600,000,000	0
ABN AMRO BANK N.V.	03/31/26	03/24/26	03/24/26	PURCHASE	1,550,000,000	16101	0	1,550,000,000	0
ABN Amro Bank NV Amsterdam TD 20260407	04/07/26	03/31/26	03/31/26	PURCHASE	1,500,000,000	16101	0	1,500,000,000	0
ANGLESEA FUNDING FIXED COUPON 0 MATURITY 20260309	03/09/26	03/02/26	03/02/26	PURCHASE	50,000,000	16101	0	49,964,028	0
ANGLESEA FUNDING FIXED COUPON 0 MATURITY 20260309	03/09/26	03/02/26	03/02/26	PURCHASE	50,000,000	16101	0	49,964,028	0
ANGLESEA FUNDING FIXED COUPON 0 MATURITY 20260313	03/13/26	03/12/26	03/12/26	PURCHASE	50,000,000	16101	0	49,994,917	0
ANGLESEA FUNDING FIXED COUPON 0 MATURITY 20260313	03/13/26	03/12/26	03/12/26	PURCHASE	22,000,000	16101	0	21,997,763	0
ANGLESEA FUNDING FIXED COUPON 0 MATURITY 20260316	03/16/26	03/09/26	03/09/26	PURCHASE	25,000,000	16101	0	24,982,014	0
ANGLESEA FUNDING FIXED COUPON 0 MATURITY 20260316	03/16/26	03/09/26	03/09/26	PURCHASE	50,000,000	16101	0	49,964,028	0
ANGLESEA FUNDING FIXED COUPON 0 MATURITY 20260316	03/16/26	03/09/26	03/09/26	PURCHASE	50,000,000	16101	0	49,964,028	0
ANGLESEA FUNDING FIXED COUPON 0 MATURITY 20260316	03/16/26	03/09/26	03/09/26	PURCHASE	50,000,000	16101	0	49,964,028	0
ANGLESEA FUNDING FIXED COUPON 0 MATURITY 20260316	03/16/26	03/09/26	03/09/26	PURCHASE	25,000,000	16101	0	24,982,014	0
ANGLESEA FUNDING FIXED COUPON 0 MATURITY 20260316	03/16/26	03/09/26	03/09/26	PURCHASE	50,000,000	16101	0	49,964,028	0

TRADING ACTIVITY FOR MARCH 2026

Issue Description	Maturity Date	Trade Date	Settlement Date	Transaction	Quantity	Account	Traded		Net Amount		Total Real GL
							Interest	Local	Local	Local	
ANGLESEA FUNDING FIXED COUPON 0 MATURITY 20260323	03/23/26	03/16/26	03/16/26	PURCHASE	25,000,000	16101		0		24,982,014	0
ANGLESEA FUNDING FIXED COUPON 0 MATURITY 20260323	03/23/26	03/16/26	03/16/26	PURCHASE	50,000,000	16101		0		49,964,028	0
ANGLESEA FUNDING FIXED COUPON 0 MATURITY 20260323	03/23/26	03/16/26	03/16/26	PURCHASE	50,000,000	16101		0		49,964,028	0
ANGLESEA FUNDING FIXED COUPON 0 MATURITY 20260323	03/23/26	03/16/26	03/16/26	PURCHASE	40,000,000	16101		0		39,971,222	0
ANGLESEA FUNDING FIXED COUPON 0 MATURITY 20260323	03/23/26	03/16/26	03/16/26	PURCHASE	50,000,000	16101		0		49,964,028	0
ANGLESEA FUNDING FIXED COUPON 0 MATURITY 20260330	03/30/26	03/23/26	03/23/26	PURCHASE	50,000,000	16101		0		49,964,028	0
ANGLESEA FUNDING FIXED COUPON 0 MATURITY 20260330	03/30/26	03/23/26	03/23/26	PURCHASE	50,000,000	16101		0		49,964,028	0
ANGLESEA FUNDING FIXED COUPON 0 MATURITY 20260330	03/30/26	03/23/26	03/23/26	PURCHASE	50,000,000	16101		0		49,964,028	0
ANGLESEA FUNDING FIXED COUPON 0 MATURITY 20260330	03/30/26	03/23/26	03/23/26	PURCHASE	38,000,000	16101		0		37,972,661	0
ANGLESEA FUNDING FIXED COUPON 0 MATURITY 20260330	03/30/26	03/23/26	03/23/26	PURCHASE	25,000,000	16101		0		24,982,014	0
ANGLESEA FUNDING FIXED COUPON 0 MATURITY 20260330	03/30/26	03/23/26	03/23/26	PURCHASE	50,000,000	16101		0		49,964,028	0
Anglesea Funding LLC CPABS4-2 20260407	04/07/26	03/30/26	03/30/26	PURCHASE	50,000,000	16101		0		49,958,889	0
Anglesea Funding LLC CPABS4-2 20260407	04/07/26	03/30/26	03/30/26	PURCHASE	50,000,000	16101		0		49,958,889	0
Anglesea Funding LLC CPABS4-2 20260407	04/07/26	03/30/26	03/30/26	PURCHASE	50,000,000	16101		0		49,958,889	0
Anglesea Funding LLC CPABS4-2 20260407	04/07/26	03/30/26	03/30/26	PURCHASE	43,000,000	16101		0		42,964,645	0
Anglesea Funding LLC CPABS4-2 20260407	04/07/26	03/30/26	03/30/26	PURCHASE	25,000,000	16101		0		24,979,445	0
Anglesea Funding LLC CPABS4-2 20260407	04/07/26	03/30/26	03/30/26	PURCHASE	50,000,000	16101		0		49,958,889	0
ANTALIS SA FIXED COUPON 0 MATURITY 20260313	03/13/26	03/06/26	03/06/26	PURCHASE	20,000,000	16101		0		19,985,494	0
ANTALIS SA FIXED COUPON 0 MATURITY 20260313	03/13/26	03/06/26	03/06/26	PURCHASE	50,000,000	16101		0		49,963,736	0
ANTALIS SA FIXED COUPON 0 MATURITY 20260320	03/20/26	03/13/26	03/13/26	PURCHASE	50,000,000	16101		0		49,963,736	0
ANTALIS SA FIXED COUPON 0 MATURITY 20260320	03/20/26	03/13/26	03/13/26	PURCHASE	50,000,000	16101		0		49,963,736	0
ANTALIS SA FIXED COUPON 0 MATURITY 20260327	03/27/26	03/20/26	03/20/26	PURCHASE	50,000,000	16101		0		49,963,736	0
ANTALIS SA FIXED COUPON 0 MATURITY 20260327	03/27/26	03/20/26	03/20/26	PURCHASE	50,000,000	16101		0		49,963,736	0
ANTALIS SA FIXED COUPON 0 MATURITY 20260327	03/27/26	03/20/26	03/20/26	PURCHASE	12,000,000	16101		0		11,991,297	0
ANTALIS SA FIXED COUPON 0 MATURITY 20260407	04/07/26	03/27/26	03/27/26	PURCHASE	13,570,000	16101		0		13,554,534	0
ANTALIS SA FIXED COUPON 0 MATURITY 20260407	04/07/26	03/27/26	03/27/26	PURCHASE	50,000,000	16101		0		49,943,014	0
ANTALIS SA FIXED COUPON 0 MATURITY 20260407	04/07/26	03/27/26	03/27/26	PURCHASE	50,000,000	16101		0		49,943,014	0
ATLANTIC ASSET SECURIT 0.00 23JUN26	06/23/26	03/18/26	03/18/26	PURCHASE	50,000,000	16101		0		49,466,500	0
ATLANTIC ASSET SECURIT 0.00 23JUN26	06/23/26	03/18/26	03/18/26	PURCHASE	50,000,000	16101		0		49,466,500	0
Atlantic Asset Securitization LLC CPABS4-2 20260429	04/29/26	03/27/26	03/30/26	PURCHASE	10,000,000	16101		0		9,967,500	0
Atlantic Asset Securitization LLC CPABS4-2 20260429	04/29/26	03/27/26	03/30/26	PURCHASE	50,000,000	16101		0		49,837,500	0
Atlantic Asset Securitization LLC CPABS4-2 20260429	04/29/26	03/27/26	03/30/26	PURCHASE	50,000,000	16101		0		49,837,500	0
Atlantic Asset Securitization LLC CPABS4-2 20260610	06/10/26	03/12/26	03/13/26	PURCHASE	50,000,000	16101		0		49,510,500	0
Atlantic Asset Securitization LLC CPABS4-2 20260610	06/10/26	03/12/26	03/13/26	PURCHASE	50,000,000	16101		0		49,510,500	0
ATLANTIC AST LLC FIXED COUPON 0 MATURITY 20260505	05/05/26	03/12/26	03/12/26	PURCHASE	41,000,000	16101		0		40,758,920	0
ATLANTIC AST LLC FIXED COUPON 0 MATURITY 20260615	06/15/26	03/13/26	03/16/26	PURCHASE	50,000,000	16101		0		49,499,500	0
ATLANTIC AST LLC FIXED COUPON 0 MATURITY 20260615	06/15/26	03/13/26	03/16/26	PURCHASE	15,000,000	16101		0		14,849,850	0
ATLANTIC AST LLC FIXED COUPON 0 MATURITY 20260615	06/15/26	03/13/26	03/16/26	PURCHASE	50,000,000	16101		0		49,499,500	0
Australia & New Zealand Banking Group Melbourne TD 20260407	04/07/26	03/31/26	03/31/26	PURCHASE	1,300,000,000	16101		0		1,300,000,000	0
AUSTRALIA AND NEW ZEALAND BANKING GROUP LTD.	03/10/26	03/03/26	03/03/26	PURCHASE	1,350,000,000	16101		0		1,350,000,000	0
AUSTRALIA AND NEW ZEALAND BANKING GROUP LTD.	03/17/26	03/10/26	03/10/26	PURCHASE	1,325,000,000	16101		0		1,325,000,000	0
AUSTRALIA AND NEW ZEALAND BANKING GROUP LTD.	03/24/26	03/17/26	03/17/26	PURCHASE	1,350,000,000	16101		0		1,350,000,000	0
AUSTRALIA AND NEW ZEALAND BANKING GROUP LTD.	03/31/26	03/24/26	03/24/26	PURCHASE	1,350,000,000	16101		0		1,350,000,000	0
BANK AMER SECS INC 0.0 02SEP26 144A	09/02/26	03/02/26	03/02/26	PURCHASE	50,000,000	16101		0		49,041,667	0
BANK AMER SECS INC 0.0 02SEP26 144A	09/02/26	03/02/26	03/02/26	PURCHASE	50,000,000	16101		0		49,041,667	0
BANK AMER SECS INC 0.0 02SEP26 144A	09/02/26	03/02/26	03/02/26	PURCHASE	50,000,000	16101		0		49,041,667	0
BANK AMER SECS INC 0.0 02SEP26 144A	09/02/26	03/02/26	03/02/26	PURCHASE	50,000,000	16101		0		49,041,667	0
BANK AMER SECS INC 0.0 02SEP26 144A	09/02/26	03/02/26	03/02/26	PURCHASE	50,000,000	16101		0		49,041,667	0
Bank of America N.A. Triparty Repo Overnight Fixed 20260326	03/26/26	03/25/26	03/25/26	PURCHASE	2,191,000,000	16101		0		2,191,000,000	0
Bank of America N.A. Triparty Repo Overnight Fixed 20260327	03/27/26	03/26/26	03/26/26	PURCHASE	1,475,000,000	16101		0		1,475,000,000	0
BANK OF AMERICA N.A. TRIPARTY REPO OVERNIGHT FIXED 20260330	03/30/26	03/27/26	03/27/26	PURCHASE	2,070,000,000	16101		0		2,070,000,000	0
BANK OF AMERICA N.A. TRIPARTY REPO OVERNIGHT FIXED 20260331	03/31/26	03/30/26	03/30/26	PURCHASE	1,548,000,000	16101		0		1,548,000,000	0
Bank of America N.A. Triparty Repo Overnight Fixed 20260401	04/01/26	03/31/26	03/31/26	PURCHASE	1,597,000,000	16101		0		1,597,000,000	0
BANK OF AMERICA SEC TRIPARTY	03/19/26	03/18/26	03/18/26	PURCHASE	1,000,000	16101		0		1,000,000	0
BANK OF AMERICA SEC TRIPARTY	03/20/26	03/19/26	03/19/26	PURCHASE	5,000,000	16101		0		5,000,000	0
BANK OF AMERICA SEC TRIPARTY	03/23/26	03/20/26	03/20/26	PURCHASE	5,000,000	16101		0		5,000,000	0
BANK OF AMERICA SEC TRIPARTY	03/24/26	03/23/26	03/23/26	PURCHASE	5,000,000	16101		0		5,000,000	0
BANK OF AMERICA SEC TRIPARTY	03/25/26	03/24/26	03/24/26	PURCHASE	5,000,000	16101		0		5,000,000	0
BANK OF AMERICA TRIPARTY	03/03/26	03/02/26	03/02/26	PURCHASE	2,228,000,000	16101		0		2,228,000,000	0
BANK OF AMERICA TRIPARTY	03/04/26	03/03/26	03/03/26	PURCHASE	1,818,000,000	16101		0		1,818,000,000	0
BANK OF AMERICA TRIPARTY	03/05/26	03/04/26	03/04/26	PURCHASE	2,117,000,000	16101		0		2,117,000,000	0

TRADING ACTIVITY FOR MARCH 2026

Issue Description	Maturity Date	Trade Date	Settlement Date	Transaction	Quantity	Account	Traded Interest Local	Net Amount Local	Total Real G/L
BANK OF AMERICA TRIPARTY	03/06/26	03/05/26	03/05/26	PURCHASE	1,524,000,000	16101	0	1,524,000,000	0
BANK OF AMERICA TRIPARTY	03/09/26	03/06/26	03/06/26	PURCHASE	1,484,000,000	16101	0	1,484,000,000	0
BANK OF AMERICA TRIPARTY	03/10/26	03/09/26	03/09/26	PURCHASE	2,228,000,000	16101	0	2,228,000,000	0
BANK OF AMERICA TRIPARTY	03/11/26	03/10/26	03/10/26	PURCHASE	2,062,000,000	16101	0	2,062,000,000	0
BANK OF AMERICA TRIPARTY	03/12/26	03/11/26	03/11/26	PURCHASE	2,165,000,000	16101	0	2,165,000,000	0
BANK OF AMERICA TRIPARTY	03/13/26	03/12/26	03/12/26	PURCHASE	2,045,000,000	16101	0	2,045,000,000	0
BANK OF AMERICA TRIPARTY	03/16/26	03/13/26	03/13/26	PURCHASE	2,342,000,000	16101	0	2,342,000,000	0
BANK OF AMERICA TRIPARTY	03/17/26	03/16/26	03/16/26	PURCHASE	2,125,000,000	16101	0	2,125,000,000	0
BANK OF AMERICA TRIPARTY	03/18/26	03/17/26	03/17/26	PURCHASE	2,302,000,000	16101	0	2,302,000,000	0
BANK OF AMERICA TRIPARTY	03/19/26	03/18/26	03/18/26	PURCHASE	1,449,000,000	16101	0	1,449,000,000	0
BANK OF AMERICA TRIPARTY	03/20/26	03/19/26	03/19/26	PURCHASE	125,000,000	16101	0	125,000,000	0
BANK OF AMERICA TRIPARTY	03/23/26	03/20/26	03/20/26	PURCHASE	230,000,000	16101	0	230,000,000	0
BANK OF AMERICA TRIPARTY	03/24/26	03/23/26	03/23/26	PURCHASE	559,000,000	16101	0	559,000,000	0
BANK OF AMERICA TRIPARTY	03/25/26	03/24/26	03/24/26	PURCHASE	880,000,000	16101	0	880,000,000	0
Bank of Nova Scotia Toronto Repo Triparty Overnight Fixed 20260326	03/26/26	03/25/26	03/25/26	PURCHASE	1,500,000,000	16101	0	1,500,000,000	0
Bank of Nova Scotia Toronto Repo Triparty Overnight Fixed 20260327	03/27/26	03/26/26	03/26/26	PURCHASE	1,500,000,000	16101	0	1,500,000,000	0
BANK OF NOVA SCOTIA TORONTO REPO TRIPARTY OVERNIGHT FIXED 20260330	03/30/26	03/27/26	03/27/26	PURCHASE	1,500,000,000	16101	0	1,500,000,000	0
BANK OF NOVA SCOTIA TORONTO REPO TRIPARTY OVERNIGHT FIXED 20260331	03/31/26	03/30/26	03/30/26	PURCHASE	1,500,000,000	16101	0	1,500,000,000	0
Bank of Nova Scotia Toronto Repo Triparty Overnight Fixed 20260401	04/01/26	03/31/26	03/31/26	PURCHASE	1,500,000,000	16101	0	1,500,000,000	0
BANK OF NOVA SCOTIA TRIPARTY	03/03/26	03/02/26	03/02/26	PURCHASE	1,500,000,000	16101	0	1,500,000,000	0
BANK OF NOVA SCOTIA TRIPARTY	03/04/26	03/03/26	03/03/26	PURCHASE	1,500,000,000	16101	0	1,500,000,000	0
BANK OF NOVA SCOTIA TRIPARTY	03/05/26	03/04/26	03/04/26	PURCHASE	1,500,000,000	16101	0	1,500,000,000	0
BANK OF NOVA SCOTIA TRIPARTY	03/06/26	03/05/26	03/05/26	PURCHASE	1,500,000,000	16101	0	1,500,000,000	0
BANK OF NOVA SCOTIA TRIPARTY	03/09/26	03/06/26	03/06/26	PURCHASE	1,500,000,000	16101	0	1,500,000,000	0
BANK OF NOVA SCOTIA TRIPARTY	03/10/26	03/09/26	03/09/26	PURCHASE	1,500,000,000	16101	0	1,500,000,000	0
BANK OF NOVA SCOTIA TRIPARTY	03/11/26	03/10/26	03/10/26	PURCHASE	1,500,000,000	16101	0	1,500,000,000	0
BANK OF NOVA SCOTIA TRIPARTY	03/12/26	03/11/26	03/11/26	PURCHASE	1,500,000,000	16101	0	1,500,000,000	0
BANK OF NOVA SCOTIA TRIPARTY	03/13/26	03/12/26	03/12/26	PURCHASE	1,500,000,000	16101	0	1,500,000,000	0
BANK OF NOVA SCOTIA TRIPARTY	03/16/26	03/13/26	03/13/26	PURCHASE	1,500,000,000	16101	0	1,500,000,000	0
BANK OF NOVA SCOTIA TRIPARTY	03/17/26	03/16/26	03/16/26	PURCHASE	1,500,000,000	16101	0	1,500,000,000	0
BANK OF NOVA SCOTIA TRIPARTY	03/18/26	03/17/26	03/17/26	PURCHASE	1,500,000,000	16101	0	1,500,000,000	0
BANK OF NOVA SCOTIA TRIPARTY	03/19/26	03/18/26	03/18/26	PURCHASE	1,500,000,000	16101	0	1,500,000,000	0
BANK OF NOVA SCOTIA TRIPARTY	03/20/26	03/19/26	03/19/26	PURCHASE	1,500,000,000	16101	0	1,500,000,000	0
BANK OF NOVA SCOTIA TRIPARTY	03/23/26	03/20/26	03/20/26	PURCHASE	750,000,000	16101	0	750,000,000	0
BANK OF NOVA SCOTIA TRIPARTY	03/24/26	03/23/26	03/23/26	PURCHASE	500,000,000	16101	0	500,000,000	0
BANK OF NOVA SCOTIA TRIPARTY	03/25/26	03/24/26	03/24/26	PURCHASE	1,500,000,000	16101	0	1,500,000,000	0
Bank of Nova ScotiaCDYAN	03/10/27	03/10/26	03/10/26	PURCHASE	50,000,000	16101	0	50,000,000	0
Bank of Nova ScotiaCDYAN	03/10/27	03/10/26	03/10/26	PURCHASE	40,000,000	16101	0	40,000,000	0
BARTON CAPITAL FIXED COUPON 0 MATURITY 20260318	03/18/26	03/11/26	03/11/26	PURCHASE	50,000,000	16101	0	49,969,167	0
BENNINGTON STARK C 0.0 25MAR26 144A	03/25/26	03/18/26	03/18/26	PURCHASE	50,000,000	16101	0	49,964,028	0
Bennington Stark Capital Co. LLC CPABS4-2 20260407	04/07/26	03/31/26	03/31/26	PURCHASE	50,000,000	16101	0	49,964,028	0
Bennington Stark Capital Co. LLC CPABS4-2 20260407	04/07/26	03/31/26	03/31/26	PURCHASE	16,500,000	16101	0	16,488,129	0
Bennington Stark Capital Co. LLC CPABS4-2 20260407	04/07/26	03/31/26	03/31/26	PURCHASE	50,000,000	16101	0	49,964,028	0
BENNINGTON STARK FIXED COUPON 0 MATURITY 20260310	03/10/26	03/03/26	03/03/26	PURCHASE	50,000,000	16101	0	49,964,028	0
BENNINGTON STARK FIXED COUPON 0 MATURITY 20260310	03/10/26	03/03/26	03/03/26	PURCHASE	50,000,000	16101	0	49,964,028	0
BENNINGTON STARK FIXED COUPON 0 MATURITY 20260310	03/10/26	03/03/26	03/03/26	PURCHASE	30,000,000	16101	0	29,978,417	0
BENNINGTON STARK FIXED COUPON 0 MATURITY 20260317	03/17/26	03/10/26	03/10/26	PURCHASE	45,000,000	16101	0	44,967,625	0
BENNINGTON STARK FIXED COUPON 0 MATURITY 20260317	03/17/26	03/10/26	03/10/26	PURCHASE	50,000,000	16101	0	49,964,028	0
BENNINGTON STARK FIXED COUPON 0 MATURITY 20260317	03/17/26	03/10/26	03/10/26	PURCHASE	50,000,000	16101	0	49,964,028	0
BENNINGTON STARK FIXED COUPON 0 MATURITY 20260318	03/18/26	03/17/26	03/17/26	PURCHASE	50,000,000	16101	0	49,994,861	0
BENNINGTON STARK FIXED COUPON 0 MATURITY 20260324	03/24/26	03/17/26	03/17/26	PURCHASE	31,500,000	16101	0	31,477,338	0
BENNINGTON STARK FIXED COUPON 0 MATURITY 20260324	03/24/26	03/17/26	03/17/26	PURCHASE	50,000,000	16101	0	49,964,028	0
BENNINGTON STARK FIXED COUPON 0 MATURITY 20260331	03/31/26	03/24/26	03/24/26	PURCHASE	6,500,000	16101	0	6,495,324	0
BENNINGTON STARK FIXED COUPON 0 MATURITY 20260331	03/31/26	03/24/26	03/24/26	PURCHASE	50,000,000	16101	0	49,964,028	0
BENNINGTON STARK FIXED COUPON 0 MATURITY 20260331	03/31/26	03/24/26	03/24/26	PURCHASE	50,000,000	16101	0	49,964,028	0
BENNINGTON STARK FIXED COUPON 0 MATURITY 20260401	04/01/26	03/25/26	03/25/26	PURCHASE	50,000,000	16101	0	49,964,028	0
BENNINGTON STARK FIXED COUPON 0 MATURITY 20260521	05/21/26	03/26/26	03/26/26	PURCHASE	22,000,000	16101	0	21,866,533	0
BENNINGTON STARK FIXED COUPON 0 MATURITY 20260521	05/21/26	03/26/26	03/26/26	PURCHASE	50,000,000	16101	0	49,696,667	0
BNG BANK NV FIXED COUPON 0 MATURITY 20260312	03/12/26	03/05/26	03/05/26	PURCHASE	50,000,000	16101	0	49,964,514	0
BNG BANK NV FIXED COUPON 0 MATURITY 20260312	03/12/26	03/05/26	03/05/26	PURCHASE	50,000,000	16101	0	49,964,514	0
BNG BANK NV FIXED COUPON 0 MATURITY 20260312	03/12/26	03/05/26	03/05/26	PURCHASE	36,000,000	16101	0	35,974,450	0

TRADING ACTIVITY FOR MARCH 2026

Issue Description	Maturity Date	Trade Date	Settlement Date	Transaction	Quantity	Account	Traded		Net Amount		Total Real G/L
							Interest	Local	Local	Local	
BNG BANK NV FIXED COUPON 0 MATURITY 20260312	03/12/26	03/05/26	03/05/26	PURCHASE	50,000,000	16101		0		49,964,514	0
BNG BANK NV FIXED COUPON 0 MATURITY 20260312	03/12/26	03/05/26	03/05/26	PURCHASE	50,000,000	16101		0		49,964,514	0
BNG BANK NV FIXED COUPON 0 MATURITY 20260312	03/12/26	03/05/26	03/05/26	PURCHASE	50,000,000	16101		0		49,964,514	0
BNG BANK NV FIXED COUPON 0 MATURITY 20260312	03/12/26	03/05/26	03/05/26	PURCHASE	50,000,000	16101		0		49,964,514	0
BNG BANK NV FIXED COUPON 0 MATURITY 20260324	03/24/26	03/17/26	03/17/26	PURCHASE	20,000,000	16101		0		19,985,747	0
BNG BANK NV FIXED COUPON 0 MATURITY 20260324	03/24/26	03/17/26	03/17/26	PURCHASE	50,000,000	16101		0		49,964,368	0
BNG BANK NV FIXED COUPON 0 MATURITY 20260324	03/24/26	03/17/26	03/17/26	PURCHASE	50,000,000	16101		0		49,964,368	0
BNG BANK NV FIXED COUPON 0 MATURITY 20260324	03/24/26	03/17/26	03/17/26	PURCHASE	50,000,000	16101		0		49,964,368	0
BNG BANK NV FIXED COUPON 0 MATURITY 20260325	03/25/26	03/18/26	03/18/26	PURCHASE	50,000,000	16101		0		49,964,320	0
BNG BANK NV FIXED COUPON 0 MATURITY 20260325	03/25/26	03/18/26	03/18/26	PURCHASE	50,000,000	16101		0		49,964,320	0
BNG BANK NV FIXED COUPON 0 MATURITY 20260325	03/25/26	03/18/26	03/18/26	PURCHASE	50,000,000	16101		0		49,964,320	0
BNG BANK NV FIXED COUPON 0 MATURITY 20260325	03/25/26	03/18/26	03/18/26	PURCHASE	50,000,000	16101		0		49,964,320	0
BNG BANK NV FIXED COUPON 0 MATURITY 20260325	03/25/26	03/18/26	03/18/26	PURCHASE	50,000,000	16101		0		49,964,320	0
BNG BANK NV FIXED COUPON 0 MATURITY 20260325	03/25/26	03/18/26	03/18/26	PURCHASE	10,000,000	16101		0		9,992,864	0
BNG BANK NV FIXED COUPON 0 MATURITY 20260325	03/25/26	03/18/26	03/18/26	PURCHASE	50,000,000	16101		0		49,964,320	0
BNG BANK NV FIXED COUPON 0 MATURITY 20260325	03/25/26	03/18/26	03/18/26	PURCHASE	50,000,000	16101		0		49,964,320	0
BNG BANK NV FIXED COUPON 0 MATURITY 20260325	03/25/26	03/18/26	03/18/26	PURCHASE	50,000,000	16101		0		49,964,320	0
BNG BANK NV FIXED COUPON 0 MATURITY 20260325	03/25/26	03/18/26	03/18/26	PURCHASE	50,000,000	16101		0		49,964,320	0
BNG BANK NV FIXED COUPON 0 MATURITY 20260327	03/27/26	03/20/26	03/20/26	PURCHASE	30,000,000	16101		0		29,978,621	0
BNG BANK NV FIXED COUPON 0 MATURITY 20260331	03/31/26	03/24/26	03/24/26	PURCHASE	50,000,000	16101		0		49,964,320	0
BNG BANK NV FIXED COUPON 0 MATURITY 20260331	03/31/26	03/24/26	03/24/26	PURCHASE	50,000,000	16101		0		49,964,320	0
BNG BANK NV FIXED COUPON 0 MATURITY 20260331	03/31/26	03/24/26	03/24/26	PURCHASE	45,000,000	16101		0		44,967,888	0
BNG BANK NV FIXED COUPON 0 MATURITY 20260331	03/31/26	03/24/26	03/24/26	PURCHASE	50,000,000	16101		0		49,964,320	0
BofA Securities Inc.Triparty Repo Overnight Fixed 20260326	03/26/26	03/25/26	03/25/26	PURCHASE	5,000,000	16101		0		5,000,000	0
BofA Securities Inc.Triparty Repo Overnight Fixed 20260327	03/27/26	03/26/26	03/26/26	PURCHASE	5,000,000	16101		0		5,000,000	0
BOFA SECURITIES INC.TRIPARTY REPO OVERNIGHT FIXED 20260330	03/30/26	03/27/26	03/27/26	PURCHASE	5,000,000	16101		0		5,000,000	0
BOFA SECURITIES INC.TRIPARTY REPO OVERNIGHT FIXED 20260331	03/31/26	03/30/26	03/30/26	PURCHASE	5,000,000	16101		0		5,000,000	0
BofA Securities Inc.Triparty Repo Overnight Fixed 20260401	04/01/26	03/31/26	03/31/26	PURCHASE	2,000,000	16101		0		2,000,000	0
Caisse des Depots eCP	06/03/26	03/02/26	03/03/26	PURCHASE	50,000,000	16101		0		49,521,472	0
Caisse des Depots eCP	06/03/26	03/02/26	03/03/26	PURCHASE	50,000,000	16101		0		49,521,472	0
Caisse des Depots eCP	06/03/26	03/02/26	03/03/26	PURCHASE	50,000,000	16101		0		49,521,472	0
Caisse des Depots eCP	06/03/26	03/02/26	03/03/26	PURCHASE	50,000,000	16101		0		49,521,472	0
Caisse des Depots eCP	06/03/26	03/02/26	03/03/26	PURCHASE	50,000,000	16101		0		49,521,472	0
Canadian Imperial BCDYAN	03/12/27	03/12/26	03/12/26	PURCHASE	50,000,000	16101		0		50,000,000	0
Canadian Imperial BCDYAN	03/12/27	03/12/26	03/12/26	PURCHASE	40,000,000	16101		0		40,000,000	0
Canadian Imperial BCDYAN	03/22/27	03/20/26	03/20/26	PURCHASE	50,000,000	16101		0		50,000,000	0
Canadian Imperial BCDYAN	03/22/27	03/20/26	03/20/26	PURCHASE	50,000,000	16101		0		50,000,000	0
Canadian Imperial BCDYAN	03/22/27	03/20/26	03/20/26	PURCHASE	20,000,000	16101		0		20,000,000	0
CHESHAM FIN LTD / CHES 0.00 06MAR26	03/06/26	03/05/26	03/05/26	PURCHASE	50,000,000	16101		0		49,994,903	0
CHESHAM FIN LTD / CHES 0.00 06MAR26	03/06/26	03/05/26	03/05/26	PURCHASE	50,000,000	16101		0		49,994,903	0
CHESHAM FIN LTD / CHES 0.00 12MAR26	03/12/26	03/11/26	03/11/26	PURCHASE	20,000,000	16101		0		19,997,961	0
CHESHAM FIN LTD / CHES 0.00 13MAR26	03/13/26	03/06/26	03/06/26	PURCHASE	50,000,000	16101		0		49,964,222	0
CHESHAM FIN LTD / CHES 0.00 19MAR26	03/19/26	03/18/26	03/18/26	PURCHASE	50,000,000	16101		0		49,994,903	0
CHESHAM FIN LTD / CHES 0.00 19MAR26	03/19/26	03/18/26	03/18/26	PURCHASE	50,000,000	16101		0		49,994,903	0
CHESHAM FIN LTD / CHES 0.00 24MAR26	03/24/26	03/17/26	03/17/26	PURCHASE	50,000,000	16101		0		49,964,125	0
CHESHAM FIN LTD / CHES 0.00 24MAR26	03/24/26	03/23/26	03/23/26	PURCHASE	50,000,000	16101		0		49,994,903	0
CHESHAM FIN LTD / CHES 0.00 27MAR26	03/27/26	03/20/26	03/20/26	PURCHASE	50,000,000	16101		0		49,964,028	0
Chesham Finance LLC Series III CPABS4-2 20260407	04/07/26	03/31/26	03/31/26	PURCHASE	50,000,000	16101		0		49,964,125	0
Chesham Finance LLC Series III CPABS4-2 20260407	04/07/26	03/31/26	03/31/26	PURCHASE	8,000,000	16101		0		7,994,260	0
Chesham Finance LLC Series IV CPABS4-2 20260326	03/26/26	03/25/26	03/25/26	PURCHASE	50,000,000	16101		0		49,994,903	0
Chesham Finance LLC Series IV CPABS4-2 20260326	03/26/26	03/25/26	03/25/26	PURCHASE	50,000,000	16101		0		49,994,903	0
Chesham Finance LLC Series IV CPABS4-2 20260330	03/30/26	03/27/26	03/27/26	PURCHASE	50,000,000	16101		0		49,984,709	0
Chesham Finance LLC Series IV CPABS4-2 20260330	03/30/26	03/27/26	03/27/26	PURCHASE	50,000,000	16101		0		49,984,709	0
Chesham Finance LLC Series IV CPABS4-2 20260331	03/31/26	03/30/26	03/30/26	PURCHASE	50,000,000	16101		0		49,994,903	0
Chesham Finance LLC Series IV CPABS4-2 20260331	03/31/26	03/30/26	03/30/26	PURCHASE	50,000,000	16101		0		49,994,903	0
Chesham Finance LLC Series IV CPABS4-2 20260401	04/01/26	03/31/26	03/31/26	PURCHASE	50,000,000	16101		0		49,994,903	0
Chesham Finance LLC Series IV CPABS4-2 20260401	04/01/26	03/31/26	03/31/26	PURCHASE	50,000,000	16101		0		49,994,903	0

TRADING ACTIVITY FOR MARCH 2026

Issue Description	Maturity Date	Trade Date	Settlement Date	Transaction	Quantity	Account	Traded		Net Amount		Total Real G/L
							Interest Local	Local	Local	Local	
Chesham Finance LLC Series IV CPABS4-2 20260402	04/02/26	03/27/26	03/27/26	PURCHASE	50,000,000	16101	0		49,969,250	0	0
Chesham Finance LLC CPABS4	03/03/26	03/02/26	03/02/26	PURCHASE	50,000,000	16101	0		49,994,903	0	0
Chesham Finance LLC CPABS4	03/03/26	03/02/26	03/02/26	PURCHASE	50,000,000	16101	0		49,994,903	0	0
Chesham Finance LLC CPABS4	03/10/26	03/03/26	03/03/26	PURCHASE	50,000,000	16101	0		49,964,222	0	0
Chesham Finance LLC CPABS4	03/04/26	03/03/26	03/03/26	PURCHASE	50,000,000	16101	0		49,994,903	0	0
Chesham Finance LLC CPABS4	03/04/26	03/03/26	03/03/26	PURCHASE	50,000,000	16101	0		49,994,903	0	0
Chesham Finance LLC CPABS4	03/05/26	03/04/26	03/04/26	PURCHASE	50,000,000	16101	0		49,994,903	0	0
Chesham Finance LLC CPABS4	03/05/26	03/04/26	03/04/26	PURCHASE	50,000,000	16101	0		49,994,903	0	0
Chesham Finance LLC CPABS4	03/09/26	03/06/26	03/06/26	PURCHASE	50,000,000	16101	0		49,984,709	0	0
Chesham Finance LLC CPABS4	03/09/26	03/06/26	03/06/26	PURCHASE	50,000,000	16101	0		49,984,709	0	0
Chesham Finance LLC CPABS4	03/10/26	03/09/26	03/09/26	PURCHASE	50,000,000	16101	0		49,994,903	0	0
Chesham Finance LLC CPABS4	03/10/26	03/09/26	03/09/26	PURCHASE	50,000,000	16101	0		49,994,903	0	0
Chesham Finance LLC CPABS4	03/11/26	03/10/26	03/10/26	PURCHASE	50,000,000	16101	0		49,994,903	0	0
Chesham Finance LLC CPABS4	03/11/26	03/10/26	03/10/26	PURCHASE	50,000,000	16101	0		49,994,903	0	0
Chesham Finance LLC CPABS4	03/17/26	03/10/26	03/10/26	PURCHASE	50,000,000	16101	0		49,964,222	0	0
Chesham Finance LLC CPABS4	03/20/26	03/13/26	03/13/26	PURCHASE	50,000,000	16101	0		49,964,222	0	0
Chesham Finance LLC CPABS4	03/20/26	03/19/26	03/19/26	PURCHASE	50,000,000	16101	0		49,994,903	0	0
Chesham Finance LLC CPABS4	03/20/26	03/19/26	03/19/26	PURCHASE	50,000,000	16101	0		49,994,903	0	0
Chesham Finance LLC CPABS4	03/23/26	03/20/26	03/20/26	PURCHASE	50,000,000	16101	0		49,984,709	0	0
Chesham Finance LLC CPABS4	03/23/26	03/20/26	03/20/26	PURCHASE	50,000,000	16101	0		49,984,709	0	0
Chesham Finance LLC CPABS4	03/31/26	03/24/26	03/24/26	PURCHASE	5,000,000	16101	0		4,996,403	0	0
Chesham Finance LLC CPABS4	03/31/26	03/24/26	03/24/26	PURCHASE	50,000,000	16101	0		49,964,028	0	0
Chesham Finance LLC CPABS4	03/25/26	03/24/26	03/24/26	PURCHASE	50,000,000	16101	0		49,994,903	0	0
Chesham Finance LLC CPABS4	03/25/26	03/24/26	03/24/26	PURCHASE	50,000,000	16101	0		49,994,903	0	0
Cooperative Rabobank UA TD 20260401	04/01/26	03/25/26	03/25/26	PURCHASE	625,000,000	16101	0		625,000,000	0	0
DREY-GVT CSH-I	08/01/54	02/05/26	02/05/26	PURCHASE	3,010,580	16101	0		3,010,580	0	0
DREY-GVT CSH-I	08/01/54	02/10/26	02/10/26	PURCHASE	5,046,677	16101	0		5,046,677	0	0
DREY-GVT CSH-I	08/01/54	02/13/26	02/13/26	PURCHASE	2,266,541	16101	0		2,266,541	0	0
DREY-GVT CSH-I	08/01/54	02/19/26	02/19/26	PURCHASE	2,880,912	16101	0		2,880,912	0	0
DREY-GVT CSH-I	08/01/54	02/23/26	02/23/26	PURCHASE	3,184,845	16101	0		3,184,845	0	0
DREY-GVT CSH-I	08/01/54	02/25/26	02/25/26	PURCHASE	3,009,096	16101	0		3,009,096	0	0
DREY-GVT CSH-I	08/01/54	03/04/26	03/04/26	PURCHASE	12,077,382	16101	0		12,077,382	0	0
DREY-GVT CSH-I	08/01/54	03/09/26	03/09/26	PURCHASE	3,371,308	16101	0		3,371,308	0	0
DREY-GVT CSH-I	08/01/54	03/10/26	03/10/26	PURCHASE	786,713	16101	0		786,713	0	0
DREY-GVT CSH-I	08/01/54	03/13/26	03/13/26	PURCHASE	1,873,363	16101	0		1,873,363	0	0
DREY-GVT CSH-I	08/01/54	03/24/26	03/24/26	PURCHASE	4,525,426	16101	0		4,525,426	0	0
DREY-GVT CSH-I	08/01/54	03/27/26	03/27/26	PURCHASE	2,068,199	16101	0		2,068,199	0	0
FALCON ASSET FIXED COUPON 0 MATURITY 20260414	04/14/26	03/13/26	03/13/26	PURCHASE	10,000,000	16101	0		9,965,778	0	0
FALCON ASSET FIXED COUPON 0 MATURITY 20260414	04/14/26	03/13/26	03/13/26	PURCHASE	50,000,000	16101	0		49,828,889	0	0
GOTHAM FUNDING FIXED COUPON 0 MATURITY 20260616	06/16/26	03/17/26	03/17/26	PURCHASE	50,000,000	16101	0		49,499,500	0	0
GOTHAM FUNDING FIXED COUPON 0 MATURITY 20260616	06/16/26	03/17/26	03/17/26	PURCHASE	25,000,000	16101	0		24,749,750	0	0
GOTHAM FUNDING FIXED COUPON 0 MATURITY 20260616	06/16/26	03/17/26	03/17/26	PURCHASE	50,000,000	16101	0		49,499,500	0	0
GOTHAM FUNDING FIXED COUPON 0 MATURITY 20260616	06/16/26	03/17/26	03/17/26	PURCHASE	50,000,000	16101	0		49,499,500	0	0
GREAT BEAR FUND FIXED COUPON 0 MATURITY 20260325	03/25/26	03/18/26	03/18/26	PURCHASE	20,000,000	16101	0		19,985,611	0	0
GREAT BEAR FUND FIXED COUPON 0 MATURITY 20260325	03/25/26	03/18/26	03/18/26	PURCHASE	50,000,000	16101	0		49,964,028	0	0
GREAT BEAR FUND FIXED COUPON 0 MATURITY 20260325	03/25/26	03/18/26	03/18/26	PURCHASE	50,000,000	16101	0		49,964,028	0	0
GREAT BEAR FUND FIXED COUPON 0 MATURITY 20260325	03/25/26	03/18/26	03/18/26	PURCHASE	50,000,000	16101	0		49,964,028	0	0
Great Bear Funding LLC	03/26/26	03/19/26	03/19/26	PURCHASE	30,000,000	16101	0		29,978,300	0	0
HSBC SECURITIES (USA) INC. REPO TRI PARTY OVERNIGHT FIXED 20260326	03/26/26	03/25/26	03/25/26	PURCHASE	100,000,000	16101	0		100,000,000	0	0
HSBC SECURITIES (USA) INC. REPO TRI PARTY OVERNIGHT FIXED 20260326	03/26/26	03/25/26	03/25/26	PURCHASE	800,000,000	16101	0		800,000,000	0	0
HSBC SECURITIES (USA) INC. REPO TRI PARTY OVERNIGHT FIXED 20260327	03/27/26	03/26/26	03/26/26	PURCHASE	800,000,000	16101	0		800,000,000	0	0
HSBC SECURITIES (USA) INC. REPO TRI PARTY OVERNIGHT FIXED 20260327	03/27/26	03/26/26	03/26/26	PURCHASE	100,000,000	16101	0		100,000,000	0	0
HSBC SECURITIES (USA) INC. REPO TRI PARTY OVERNIGHT FIXED 20260330	03/30/26	03/27/26	03/27/26	PURCHASE	800,000,000	16101	0		800,000,000	0	0
HSBC SECURITIES (USA) INC. REPO TRI PARTY OVERNIGHT FIXED 20260330	03/30/26	03/27/26	03/27/26	PURCHASE	100,000,000	16101	0		100,000,000	0	0
HSBC SECURITIES (USA) INC. REPO TRI PARTY OVERNIGHT FIXED 20260331	03/31/26	03/30/26	03/30/26	PURCHASE	800,000,000	16101	0		800,000,000	0	0
HSBC SECURITIES (USA) INC. REPO TRI PARTY OVERNIGHT FIXED 20260331	03/31/26	03/30/26	03/30/26	PURCHASE	100,000,000	16101	0		100,000,000	0	0
HSBC SECURITIES (USA) INC. REPO TRI PARTY OVERNIGHT FIXED 20260331	04/01/26	03/31/26	03/31/26	PURCHASE	100,000,000	16101	0		100,000,000	0	0
HSBC SECURITIES (USA) INC. REPO TRI PARTY OVERNIGHT FIXED 20260331	04/01/26	03/31/26	03/31/26	PURCHASE	800,000,000	16101	0		800,000,000	0	0
HSBC TRIPARTY	03/03/26	03/02/26	03/02/26	PURCHASE	100,000,000	16101	0		100,000,000	0	0
HSBC TRIPARTY	03/03/26	03/02/26	03/02/26	PURCHASE	800,000,000	16101	0		800,000,000	0	0
HSBC TRIPARTY	03/03/26	03/02/26	03/02/26	PURCHASE	250,000,000	16101	0		250,000,000	0	0
HSBC TRIPARTY	03/04/26	03/03/26	03/03/26	PURCHASE	100,000,000	16101	0		100,000,000	0	0
HSBC TRIPARTY	03/04/26	03/03/26	03/03/26	PURCHASE	800,000,000	16101	0		800,000,000	0	0
HSBC TRIPARTY	03/05/26	03/04/26	03/04/26	PURCHASE	100,000,000	16101	0		100,000,000	0	0
HSBC TRIPARTY	03/05/26	03/04/26	03/04/26	PURCHASE	800,000,000	16101	0		800,000,000	0	0

TRADING ACTIVITY FOR MARCH 2026

Issue Description	Maturity Date	Trade Date	Settlement Date	Transaction	Quantity	Account	Traded		Net Amount		Total Real G/L
							Interest Local	Local	Local	Local	
HSBC TRIPARTY	03/06/26	03/05/26	03/05/26	PURCHASE	100,000,000	16101	0	0	100,000,000	0	0
HSBC TRIPARTY	03/06/26	03/05/26	03/05/26	PURCHASE	800,000,000	16101	0	0	800,000,000	0	0
HSBC TRIPARTY	03/09/26	03/06/26	03/06/26	PURCHASE	100,000,000	16101	0	0	100,000,000	0	0
HSBC TRIPARTY	03/09/26	03/06/26	03/06/26	PURCHASE	800,000,000	16101	0	0	800,000,000	0	0
HSBC TRIPARTY	03/10/26	03/09/26	03/09/26	PURCHASE	100,000,000	16101	0	0	100,000,000	0	0
HSBC TRIPARTY	03/10/26	03/09/26	03/09/26	PURCHASE	800,000,000	16101	0	0	800,000,000	0	0
HSBC TRIPARTY	03/11/26	03/10/26	03/10/26	PURCHASE	100,000,000	16101	0	0	100,000,000	0	0
HSBC TRIPARTY	03/11/26	03/10/26	03/10/26	PURCHASE	800,000,000	16101	0	0	800,000,000	0	0
HSBC TRIPARTY	03/12/26	03/11/26	03/11/26	PURCHASE	100,000,000	16101	0	0	100,000,000	0	0
HSBC TRIPARTY	03/12/26	03/11/26	03/11/26	PURCHASE	800,000,000	16101	0	0	800,000,000	0	0
HSBC TRIPARTY	03/13/26	03/12/26	03/12/26	PURCHASE	100,000,000	16101	0	0	100,000,000	0	0
HSBC TRIPARTY	03/13/26	03/12/26	03/12/26	PURCHASE	800,000,000	16101	0	0	800,000,000	0	0
HSBC TRIPARTY	03/16/26	03/13/26	03/13/26	PURCHASE	100,000,000	16101	0	0	100,000,000	0	0
HSBC TRIPARTY	03/16/26	03/13/26	03/13/26	PURCHASE	800,000,000	16101	0	0	800,000,000	0	0
HSBC TRIPARTY	03/16/26	03/13/26	03/13/26	PURCHASE	414,000,000	16101	0	0	414,000,000	0	0
HSBC TRIPARTY	03/17/26	03/16/26	03/16/26	PURCHASE	100,000,000	16101	0	0	100,000,000	0	0
HSBC TRIPARTY	03/17/26	03/16/26	03/16/26	PURCHASE	800,000,000	16101	0	0	800,000,000	0	0
HSBC TRIPARTY	03/17/26	03/16/26	03/16/26	PURCHASE	300,000,000	16101	0	0	300,000,000	0	0
HSBC TRIPARTY	03/18/26	03/17/26	03/17/26	PURCHASE	100,000,000	16101	0	0	100,000,000	0	0
HSBC TRIPARTY	03/18/26	03/17/26	03/17/26	PURCHASE	1,200,000,000	16101	0	0	1,200,000,000	0	0
HSBC TRIPARTY	03/19/26	03/18/26	03/18/26	PURCHASE	100,000,000	16101	0	0	100,000,000	0	0
HSBC TRIPARTY	03/19/26	03/18/26	03/18/26	PURCHASE	800,000,000	16101	0	0	800,000,000	0	0
HSBC TRIPARTY	03/20/26	03/19/26	03/19/26	PURCHASE	100,000,000	16101	0	0	100,000,000	0	0
HSBC TRIPARTY	03/20/26	03/19/26	03/19/26	PURCHASE	400,000,000	16101	0	0	400,000,000	0	0
HSBC TRIPARTY	03/23/26	03/20/26	03/20/26	PURCHASE	100,000,000	16101	0	0	100,000,000	0	0
HSBC TRIPARTY	03/23/26	03/20/26	03/20/26	PURCHASE	800,000,000	16101	0	0	800,000,000	0	0
HSBC TRIPARTY	03/24/26	03/23/26	03/23/26	PURCHASE	100,000,000	16101	0	0	100,000,000	0	0
HSBC TRIPARTY	03/24/26	03/23/26	03/23/26	PURCHASE	800,000,000	16101	0	0	800,000,000	0	0
HSBC TRIPARTY	03/25/26	03/24/26	03/24/26	PURCHASE	100,000,000	16101	0	0	100,000,000	0	0
HSBC TRIPARTY	03/25/26	03/24/26	03/24/26	PURCHASE	800,000,000	16101	0	0	800,000,000	0	0
JUPITER SEC CO FIXED COUPON 0 MATURITY 20260413	04/13/26	03/13/26	03/13/26	PURCHASE	40,000,000	16101	0	0	39,867,389	0	0
La Fayette Asset SeCPABS4	06/24/26	03/24/26	03/24/26	PURCHASE	25,000,000	16101	0	0	24,745,722	0	0
LA FAYETTE ASSET SECUR 0.00 23JUN26	06/23/26	03/18/26	03/18/26	PURCHASE	45,000,000	16101	0	0	44,519,850	0	0
LION BAY FDG DAC DISC 0.00 23MAR26	03/23/26	03/16/26	03/16/26	PURCHASE	50,000,000	16101	0	0	49,964,028	0	0
LION BAY FUND FIXED COUPON 0 MATURITY 20260309	03/09/26	03/02/26	03/02/26	PURCHASE	4,000,000	16101	0	0	3,997,122	0	0
LION BAY FUND FIXED COUPON 0 MATURITY 20260316	03/16/26	03/09/26	03/09/26	PURCHASE	50,000,000	16101	0	0	49,964,028	0	0
LION BAY FUND FIXED COUPON 0 MATURITY 20260324	03/24/26	03/23/26	03/23/26	PURCHASE	20,000,000	16101	0	0	19,997,967	0	0
LMA AMERICAS LLC FIXED COUPON 0 MATURITY 20260610	06/10/26	03/02/26	03/02/26	PURCHASE	50,000,000	16101	0	0	49,479,167	0	0
LMA AMERICAS LLC FIXED COUPON 0 MATURITY 20260610	06/10/26	03/02/26	03/02/26	PURCHASE	50,000,000	16101	0	0	49,479,167	0	0
LMA AMERICAS LLC FIXED COUPON 0 MATURITY 20260610	06/10/26	03/02/26	03/02/26	PURCHASE	2,300,000	16101	0	0	2,276,042	0	0
Longship Funding LLC CPABS4-2 20260401	04/01/26	03/25/26	03/25/26	PURCHASE	50,000,000	16101	0	0	49,964,125	0	0
Longship Funding LLC CPABS4-2 20260401	04/01/26	03/25/26	03/25/26	PURCHASE	50,000,000	16101	0	0	49,964,125	0	0
Longship Funding LLC CPABS4-2 20260401	04/01/26	03/25/26	03/25/26	PURCHASE	50,000,000	16101	0	0	49,964,125	0	0
MATCHPOINT FIN FIXED COUPON 0 MATURITY 20260312	03/12/26	03/11/26	03/11/26	PURCHASE	50,000,000	16101	0	0	49,994,945	0	0
MATCHPOINT FIN FIXED COUPON 0 MATURITY 20260312	03/12/26	03/11/26	03/11/26	PURCHASE	50,000,000	16101	0	0	49,994,945	0	0
MATCHPOINT FIN FIXED COUPON 0 MATURITY 20260312	03/12/26	03/11/26	03/11/26	PURCHASE	10,500,000	16101	0	0	10,498,938	0	0
MATCHPOINT FIN FIXED COUPON 0 MATURITY 20260312	03/12/26	03/11/26	03/11/26	PURCHASE	50,000,000	16101	0	0	49,994,945	0	0
MATCHPOINT FIN FIXED COUPON 0 MATURITY 20260317	03/17/26	03/16/26	03/16/26	PURCHASE	50,000,000	16101	0	0	49,994,889	0	0
MATCHPOINT FIN FIXED COUPON 0 MATURITY 20260318	03/18/26	03/17/26	03/17/26	PURCHASE	50,000,000	16101	0	0	49,994,917	0	0
MATCHPOINT FIN FIXED COUPON 0 MATURITY 20260319	03/19/26	03/18/26	03/18/26	PURCHASE	50,000,000	16101	0	0	49,994,917	0	0
MATCHPOINT FIN FIXED COUPON 0 MATURITY 20260319	03/19/26	03/18/26	03/18/26	PURCHASE	50,000,000	16101	0	0	49,994,917	0	0
MATCHPOINT FIN FIXED COUPON 0 MATURITY 20260320	03/20/26	03/19/26	03/19/26	PURCHASE	50,000,000	16101	0	0	49,994,945	0	0
MATCHPOINT FIN FIXED COUPON 0 MATURITY 20260324	03/24/26	03/23/26	03/23/26	PURCHASE	50,000,000	16101	0	0	49,994,945	0	0
MATCHPOINT FIN FIXED COUPON 0 MATURITY 20260324	03/24/26	03/23/26	03/23/26	PURCHASE	50,000,000	16101	0	0	49,994,945	0	0
MATCHPOINT FIN FIXED COUPON 0 MATURITY 20260325	03/25/26	03/24/26	03/24/26	PURCHASE	50,000,000	16101	0	0	49,994,945	0	0
MATCHPOINT FIN FIXED COUPON 0 MATURITY 20260325	03/25/26	03/24/26	03/24/26	PURCHASE	50,000,000	16101	0	0	49,994,945	0	0
Matchpoint Finance CPABS4	03/23/26	03/20/26	03/20/26	PURCHASE	50,000,000	16101	0	0	49,984,834	0	0
Matchpoint Finance CPABS4	03/23/26	03/20/26	03/20/26	PURCHASE	50,000,000	16101	0	0	49,984,834	0	0
Matchpoint Finance plc CPABS4-2 20260326	03/26/26	03/25/26	03/25/26	PURCHASE	50,000,000	16101	0	0	49,994,945	0	0
Matchpoint Finance plc CPABS4-2 20260326	03/26/26	03/25/26	03/25/26	PURCHASE	50,000,000	16101	0	0	49,994,945	0	0
Matchpoint Finance plc CPABS4-2 20260327	03/27/26	03/26/26	03/26/26	PURCHASE	50,000,000	16101	0	0	49,994,945	0	0
Matchpoint Finance plc CPABS4-2 20260327	03/27/26	03/26/26	03/26/26	PURCHASE	50,000,000	16101	0	0	49,994,945	0	0
Matchpoint Finance plc CPABS4-2 20260330	03/30/26	03/27/26	03/27/26	PURCHASE	50,000,000	16101	0	0	49,984,834	0	0
Matchpoint Finance plc CPABS4-2 20260330	03/30/26	03/27/26	03/27/26	PURCHASE	50,000,000	16101	0	0	49,984,834	0	0
Matchpoint Finance plc CPABS4-2 20260331	03/31/26	03/30/26	03/30/26	PURCHASE	50,000,000	16101	0	0	49,994,945	0	0

TRADING ACTIVITY FOR MARCH 2026

Issue Description	Maturity Date	Trade Date	Settlement Date	Transaction	Quantity	Account	Traded		Net Amount		Total Real G/L
							Interest	Local	Local	Local	
Matchpoint Finance plc CPAB54-2 20260331	03/31/26	03/30/26	03/30/26	PURCHASE	50,000,000	16101	0	0	49,994,945	0	0
Matchpoint Finance plc CPAB54-2 20260331	03/31/26	03/30/26	03/30/26	PURCHASE	25,000,000	16101	0	0	24,997,472	0	0
Matchpoint Finance plc CPAB54-2 20260401	04/01/26	03/31/26	03/31/26	PURCHASE	25,000,000	16101	0	0	24,997,472	0	0
Matchpoint Finance plc CPAB54-2 20260401	04/01/26	03/31/26	03/31/26	PURCHASE	50,000,000	16101	0	0	49,994,944	0	0
Matchpoint Finance plc CPAB54-2 20260401	04/01/26	03/31/26	03/31/26	PURCHASE	50,000,000	16101	0	0	49,994,944	0	0
Mizuho Bank Ltd.TD 20260327	03/27/26	03/26/26	03/26/26	PURCHASE	805,000,000	16101	0	0	805,000,000	0	0
MIZUHO BANK- LTD.	03/09/26	03/06/26	03/06/26	PURCHASE	400,000,000	16101	0	0	400,000,000	0	0
MIZUHO BANK- LTD.	03/13/26	03/12/26	03/12/26	PURCHASE	800,000,000	16101	0	0	800,000,000	0	0
MIZUHO BANK- LTD.	03/18/26	03/17/26	03/17/26	PURCHASE	250,000,000	16101	0	0	250,000,000	0	0
MIZUHO BANK- LTD.	03/19/26	03/18/26	03/18/26	PURCHASE	340,000,000	16101	0	0	340,000,000	0	0
MIZUHO BANK- LTD.	03/20/26	03/19/26	03/19/26	PURCHASE	815,000,000	16101	0	0	815,000,000	0	0
MIZUHO BANK- LTD.	03/23/26	03/20/26	03/20/26	PURCHASE	800,000,000	16101	0	0	800,000,000	0	0
MIZUHO BANK- LTD.	03/24/26	03/23/26	03/23/26	PURCHASE	800,000,000	16101	0	0	800,000,000	0	0
MIZUHO BANK- LTD.	03/25/26	03/24/26	03/24/26	PURCHASE	800,000,000	16101	0	0	800,000,000	0	0
MIZUHO BK LTD NEW YORK BRH 18JUN26	06/18/26	03/05/26	03/05/26	PURCHASE	50,000,000	16101	0	0	50,000,000	0	0
MIZUHO BK LTD NEW YORK BRH 18JUN26	06/18/26	03/05/26	03/05/26	PURCHASE	50,000,000	16101	0	0	50,000,000	0	0
MIZUHO BK LTD NEW YORK BRH 18JUN26	06/18/26	03/05/26	03/05/26	PURCHASE	40,000,000	16101	0	0	40,000,000	0	0
Mizuho Securities USA Inc. - REPO TRIPARTY OVER-NIGHT FIXED 20260326	03/26/26	03/25/26	03/25/26	PURCHASE	400,000,000	16101	0	0	400,000,000	0	0
Mizuho Securities USA Inc. - REPO TRIPARTY OVER-NIGHT FIXED 20260327	03/27/26	03/26/26	03/26/26	PURCHASE	400,000,000	16101	0	0	400,000,000	0	0
MIZUHO SECURITIES USA INC. - REPO TRIPARTY OVERNIGHT FIXED 20260330	03/30/26	03/27/26	03/27/26	PURCHASE	400,000,000	16101	0	0	400,000,000	0	0
MIZUHO SECURITIES USA INC. - REPO TRIPARTY OVERNIGHT FIXED 20260331	03/31/26	03/30/26	03/30/26	PURCHASE	400,000,000	16101	0	0	400,000,000	0	0
Mizuho Securities USA Inc. - REPO TRIPARTY OVER-NIGHT FIXED 20260401	04/01/26	03/31/26	03/31/26	PURCHASE	400,000,000	16101	0	0	400,000,000	0	0
MIZUHO TRIPARTY	03/03/26	03/02/26	03/02/26	PURCHASE	400,000,000	16101	0	0	400,000,000	0	0
MIZUHO TRIPARTY	03/04/26	03/03/26	03/03/26	PURCHASE	400,000,000	16101	0	0	400,000,000	0	0
MIZUHO TRIPARTY	03/05/26	03/04/26	03/04/26	PURCHASE	400,000,000	16101	0	0	400,000,000	0	0
MIZUHO TRIPARTY	03/06/26	03/05/26	03/05/26	PURCHASE	400,000,000	16101	0	0	400,000,000	0	0
MIZUHO TRIPARTY	03/09/26	03/06/26	03/06/26	PURCHASE	400,000,000	16101	0	0	400,000,000	0	0
MIZUHO TRIPARTY	03/10/26	03/09/26	03/09/26	PURCHASE	400,000,000	16101	0	0	400,000,000	0	0
MIZUHO TRIPARTY	03/11/26	03/10/26	03/10/26	PURCHASE	400,000,000	16101	0	0	400,000,000	0	0
MIZUHO TRIPARTY	03/12/26	03/11/26	03/11/26	PURCHASE	400,000,000	16101	0	0	400,000,000	0	0
MIZUHO TRIPARTY	03/13/26	03/12/26	03/12/26	PURCHASE	400,000,000	16101	0	0	400,000,000	0	0
MIZUHO TRIPARTY	03/16/26	03/13/26	03/13/26	PURCHASE	400,000,000	16101	0	0	400,000,000	0	0
MIZUHO TRIPARTY	03/17/26	03/16/26	03/16/26	PURCHASE	400,000,000	16101	0	0	400,000,000	0	0
MIZUHO TRIPARTY	03/18/26	03/17/26	03/17/26	PURCHASE	700,000,000	16101	0	0	700,000,000	0	0
MIZUHO TRIPARTY	03/19/26	03/18/26	03/18/26	PURCHASE	400,000,000	16101	0	0	400,000,000	0	0
MIZUHO TRIPARTY	03/20/26	03/19/26	03/19/26	PURCHASE	400,000,000	16101	0	0	400,000,000	0	0
MIZUHO TRIPARTY	03/23/26	03/20/26	03/20/26	PURCHASE	400,000,000	16101	0	0	400,000,000	0	0
MIZUHO TRIPARTY	03/24/26	03/23/26	03/23/26	PURCHASE	400,000,000	16101	0	0	400,000,000	0	0
MIZUHO TRIPARTY	03/25/26	03/24/26	03/24/26	PURCHASE	400,000,000	16101	0	0	400,000,000	0	0
NORDEA BANK ABP	03/20/26	03/19/26	03/19/26	PURCHASE	1,300,000,000	16101	0	0	1,300,000,000	0	0
NORDEA BANK ABP	03/23/26	03/20/26	03/20/26	PURCHASE	1,350,000,000	16101	0	0	1,350,000,000	0	0
NORDEA BANK ABP	03/24/26	03/23/26	03/23/26	PURCHASE	1,350,000,000	16101	0	0	1,350,000,000	0	0
Paradelle Funding LCPAB54	03/19/27	03/19/26	03/19/26	PURCHASE	50,000,000	16101	0	0	47,972,222	0	0
Paradelle Funding LCPAB54	03/19/27	03/19/26	03/19/26	PURCHASE	50,000,000	16101	0	0	47,972,222	0	0
Paradelle Funding LCPAB54	03/19/27	03/19/26	03/19/26	PURCHASE	50,000,000	16101	0	0	47,972,222	0	0
Paradelle Funding LCPAB54	03/19/27	03/19/26	03/19/26	PURCHASE	50,000,000	16101	0	0	47,972,222	0	0
PARK AVE COLL FLOATING COUPON 3.98000 MATU-RITY 20261001	10/01/26	03/31/26	04/01/26	PURCHASE	50,000,000	16101	0	0	50,000,000	0	0
PARK AVE COLL FLOATING COUPON 3.98000 MATU-RITY 20261001	10/01/26	03/31/26	04/01/26	PURCHASE	21,000,000	16101	0	0	21,000,000	0	0
PARK AVE COLL FLOATING COUPON 3.98000 MATU-RITY 20261001	10/01/26	03/31/26	04/01/26	PURCHASE	50,000,000	16101	0	0	50,000,000	0	0
PODIUM FND TRU FIXED COUPON 0 MATURITY 20260528	05/28/26	03/03/26	03/03/26	PURCHASE	50,000,000	16101	0	0	49,550,889	0	0
PODIUM FND TRU FIXED COUPON 0 MATURITY 20260528	05/28/26	03/03/26	03/03/26	PURCHASE	50,000,000	16101	0	0	49,550,889	0	0
RABOBANK NEW YORK	03/10/26	03/03/26	03/03/26	PURCHASE	950,000,000	16101	0	0	950,000,000	0	0
RABOBANK NEW YORK	03/11/26	03/04/26	03/04/26	PURCHASE	625,000,000	16101	0	0	625,000,000	0	0
RABOBANK NEW YORK	03/17/26	03/10/26	03/10/26	PURCHASE	950,000,000	16101	0	0	950,000,000	0	0
RABOBANK NEW YORK	03/18/26	03/11/26	03/11/26	PURCHASE	600,000,000	16101	0	0	600,000,000	0	0
RABOBANK NEW YORK	03/24/26	03/17/26	03/17/26	PURCHASE	975,000,000	16101	0	0	975,000,000	0	0
RABOBANK NEW YORK	03/25/26	03/18/26	03/18/26	PURCHASE	600,000,000	16101	0	0	600,000,000	0	0
RABOBANK NEW YORK	03/31/26	03/24/26	03/24/26	PURCHASE	950,000,000	16101	0	0	950,000,000	0	0
RABOBANK NEW YORK	04/07/26	03/31/26	03/31/26	PURCHASE	900,000,000	16101	0	0	900,000,000	0	0
RIDGEFIELD A1 FIXED COUPON 0 MATURITY 20260626	06/26/26	03/19/26	03/19/26	PURCHASE	50,000,000	16101	0	0	49,455,500	0	0
RIDGEFIELD A1 FIXED COUPON 0 MATURITY 20260626	06/26/26	03/19/26	03/19/26	PURCHASE	50,000,000	16101	0	0	49,455,500	0	0
RIDGEFIELD A1 FIXED COUPON 0 MATURITY 20260626	06/26/26	03/19/26	03/19/26	PURCHASE	50,000,000	16101	0	0	49,455,500	0	0
RIDGEFIELD A1 FIXED COUPON 0 MATURITY 20260626	06/26/26	03/19/26	03/19/26	PURCHASE	50,000,000	16101	0	0	49,455,500	0	0
ROYAL BANK OF CANADA	03/03/26	03/02/26	03/02/26	PURCHASE	700,000,000	16101	0	0	700,000,000	0	0
ROYAL BANK OF CANADA	03/04/26	03/03/26	03/03/26	PURCHASE	800,000,000	16101	0	0	800,000,000	0	0
ROYAL BANK OF CANADA	03/05/26	03/04/26	03/04/26	PURCHASE	800,000,000	16101	0	0	800,000,000	0	0
ROYAL BANK OF CANADA	03/06/26	03/05/26	03/05/26	PURCHASE	800,000,000	16101	0	0	800,000,000	0	0
ROYAL BANK OF CANADA	03/09/26	03/06/26	03/06/26	PURCHASE	800,000,000	16101	0	0	800,000,000	0	0

TRADING ACTIVITY FOR MARCH 2026

Issue Description	Maturity Date	Trade Date	Settlement Date	Transaction	Quantity	Account	Traded Interest Local	Net Amount Local	Total Real G/L
ROYAL BANK OF CANADA	03/10/26	03/09/26	03/09/26	PURCHASE	800,000,000	16101	0	800,000,000	0
ROYAL BANK OF CANADA	03/11/26	03/10/26	03/10/26	PURCHASE	800,000,000	16101	0	800,000,000	0
ROYAL BANK OF CANADA	03/12/26	03/11/26	03/11/26	PURCHASE	800,000,000	16101	0	800,000,000	0
ROYAL BANK OF CANADA	03/13/26	03/12/26	03/12/26	PURCHASE	700,000,000	16101	0	700,000,000	0
ROYAL BANK OF CANADA	03/16/26	03/13/26	03/13/26	PURCHASE	800,000,000	16101	0	800,000,000	0
ROYAL BANK OF CANADA	03/17/26	03/16/26	03/16/26	PURCHASE	850,000,000	16101	0	850,000,000	0
ROYAL BANK OF CANADA	03/19/26	03/18/26	03/18/26	PURCHASE	750,000,000	16101	0	750,000,000	0
ROYAL BANK OF CANADA	03/20/26	03/19/26	03/19/26	PURCHASE	750,000,000	16101	0	750,000,000	0
ROYAL BANK OF CANADA	03/23/26	03/20/26	03/20/26	PURCHASE	750,000,000	16101	0	750,000,000	0
ROYAL BANK OF CANADA	03/24/26	03/23/26	03/23/26	PURCHASE	750,000,000	16101	0	750,000,000	0
ROYAL BANK OF CANADA	03/25/26	03/24/26	03/24/26	PURCHASE	750,000,000	16101	0	750,000,000	0
Royal Bank of Canada Toronto TD 20260326	03/26/26	03/25/26	03/25/26	PURCHASE	750,000,000	16101	0	750,000,000	0
Royal Bank of Canada Toronto TD 20260327	03/27/26	03/26/26	03/26/26	PURCHASE	750,000,000	16101	0	750,000,000	0
Royal Bank of Canada Toronto TD 20260330	03/30/26	03/27/26	03/27/26	PURCHASE	750,000,000	16101	0	750,000,000	0
Royal Bank of Canada Toronto TD 20260331	03/31/26	03/30/26	03/30/26	PURCHASE	750,000,000	16101	0	750,000,000	0
Royal Bank of Canada Toronto TD 20260401	04/01/26	03/31/26	03/31/26	PURCHASE	750,000,000	16101	0	750,000,000	0
ROYAL BK CDA DISC COML 0.00 11MAR27	03/11/27	03/12/26	03/12/26	PURCHASE	50,000,000	16101	0	48,056,139	0
ROYAL BK CDA DISC COML 0.00 11MAR27	03/11/27	03/12/26	03/12/26	PURCHASE	50,000,000	16101	0	48,056,139	0
ROYAL BK CDA N Y BRH INSTL 12MAR27	03/12/27	03/12/26	03/12/26	PURCHASE	10,000,000	16101	0	10,000,000	0
SHEFFIELD RECEIV FIXED COUPON 0 MATURITY 20260323	03/23/26	03/16/26	03/16/26	PURCHASE	50,000,000	16101	0	49,964,028	0
SHEFFIELD RECEIV FIXED COUPON 0 MATURITY 20260323	03/23/26	03/16/26	03/16/26	PURCHASE	50,000,000	16101	0	49,964,028	0
SHEFFIELD RECEIV FIXED COUPON 0 MATURITY 20260323	03/23/26	03/16/26	03/16/26	PURCHASE	15,000,000	16101	0	14,989,208	0
SHEFFIELD RECEIV FIXED COUPON 0 MATURITY 20260407	04/07/26	03/18/26	03/19/26	PURCHASE	50,000,000	16101	0	49,901,042	0
SHEFFIELD RECEIV FIXED COUPON 0 MATURITY 20260407	04/07/26	03/18/26	03/19/26	PURCHASE	50,000,000	16101	0	49,901,042	0
SHEFFIELD RECEIV FIXED COUPON 0 MATURITY 20260407	04/07/26	03/18/26	03/19/26	PURCHASE	10,000,000	16101	0	9,980,208	0
SHEFFIELD RECEIV FIXED COUPON 0 MATURITY 20260407	04/07/26	03/18/26	03/19/26	PURCHASE	50,000,000	16101	0	49,901,042	0
SHEFFIELD RECEIV FIXED COUPON 0 MATURITY 20260611	06/11/26	03/05/26	03/05/26	PURCHASE	20,000,000	16101	0	19,793,656	0
SHEFFIELD RECEIV FIXED COUPON 0 MATURITY 20260611	06/11/26	03/05/26	03/05/26	PURCHASE	50,000,000	16101	0	49,484,139	0
Sheffield ReceivablCPABS4	06/16/26	03/23/26	03/23/26	PURCHASE	50,000,000	16101	0	49,532,500	0
Sheffield ReceivablCPABS4	06/16/26	03/23/26	03/23/26	PURCHASE	14,000,000	16101	0	13,869,100	0
Sheffield ReceivablCPABS4	06/16/26	03/23/26	03/23/26	PURCHASE	50,000,000	16101	0	49,532,500	0
Sheffield ReceivablCPABS4	06/16/26	03/23/26	03/23/26	PURCHASE	50,000,000	16101	0	49,532,500	0
STARBIRD FDG CORP DISC 0.0 17MAR26	03/17/26	03/16/26	03/16/26	PURCHASE	50,000,000	16101	0	49,994,889	0
STARBIRD FDG CORP DISC 0.0 17MAR26	03/17/26	03/16/26	03/16/26	PURCHASE	24,000,000	16101	0	23,997,533	0
STARBIRD FDG CORP DISC 0.0 17MAR26	03/17/26	03/16/26	03/16/26	PURCHASE	50,000,000	16101	0	49,994,861	0
STARBIRD FDG CORP DISC 0.0 17MAR26	03/17/26	03/16/26	03/16/26	PURCHASE	50,000,000	16101	0	49,994,889	0
STARBIRD FDG CORP DISC 0.0 17MAR26	03/17/26	03/16/26	03/16/26	PURCHASE	50,000,000	16101	0	49,994,861	0
STARBIRD FDG CORP DISC 0.0 17MAR26	03/17/26	03/16/26	03/16/26	PURCHASE	50,000,000	16101	0	49,994,889	0
STARBIRD FDG CORP DISC 0.0 17MAR26	03/17/26	03/16/26	03/16/26	PURCHASE	50,000,000	16101	0	49,994,861	0
STARBIRD FDG FIXED COUPON 0 MATURITY 20260303	03/03/26	03/02/26	03/02/26	PURCHASE	50,000,000	16101	0	49,994,945	0
STARBIRD FDG FIXED COUPON 0 MATURITY 20260303	03/03/26	03/02/26	03/02/26	PURCHASE	50,000,000	16101	0	49,994,945	0
STARBIRD FDG FIXED COUPON 0 MATURITY 20260305	03/05/26	03/04/26	03/04/26	PURCHASE	50,000,000	16101	0	49,994,945	0
STARBIRD FDG FIXED COUPON 0 MATURITY 20260305	03/05/26	03/04/26	03/04/26	PURCHASE	50,000,000	16101	0	49,994,945	0
STARBIRD FDG FIXED COUPON 0 MATURITY 20260305	03/05/26	03/04/26	03/04/26	PURCHASE	50,000,000	16101	0	49,994,945	0
STARBIRD FDG FIXED COUPON 0 MATURITY 20260305	03/05/26	03/04/26	03/04/26	PURCHASE	50,000,000	16101	0	49,994,945	0
STARBIRD FDG FIXED COUPON 0 MATURITY 20260309	03/09/26	03/06/26	03/06/26	PURCHASE	50,000,000	16101	0	49,984,834	0
STARBIRD FDG FIXED COUPON 0 MATURITY 20260309	03/09/26	03/06/26	03/06/26	PURCHASE	50,000,000	16101	0	49,984,834	0
STARBIRD FDG FIXED COUPON 0 MATURITY 20260309	03/09/26	03/06/26	03/06/26	PURCHASE	50,000,000	16101	0	49,984,834	0
STARBIRD FDG FIXED COUPON 0 MATURITY 20260309	03/09/26	03/06/26	03/06/26	PURCHASE	50,000,000	16101	0	49,984,834	0
STARBIRD FDG FIXED COUPON 0 MATURITY 20260309	03/09/26	03/06/26	03/06/26	PURCHASE	50,000,000	16101	0	49,984,834	0
STARBIRD FDG FIXED COUPON 0 MATURITY 20260310	03/10/26	03/09/26	03/09/26	PURCHASE	50,000,000	16101	0	49,994,945	0
STARBIRD FDG FIXED COUPON 0 MATURITY 20260310	03/10/26	03/09/26	03/09/26	PURCHASE	50,000,000	16101	0	49,994,945	0
STARBIRD FDG FIXED COUPON 0 MATURITY 20260310	03/10/26	03/09/26	03/09/26	PURCHASE	50,000,000	16101	0	49,994,945	0
STARBIRD FDG FIXED COUPON 0 MATURITY 20260310	03/10/26	03/09/26	03/09/26	PURCHASE	50,000,000	16101	0	49,994,945	0
STARBIRD FDG FIXED COUPON 0 MATURITY 20260311	03/11/26	03/10/26	03/10/26	PURCHASE	50,000,000	16101	0	49,994,945	0

TRADING ACTIVITY FOR MARCH 2026

Issue Description	Maturity Date	Trade Date	Settlement Date	Transaction	Quantity	Account	Traded		Net Amount		Total Real G/L
							Interest	Local	Local	Local	
STARBUCK FDG FIXED COUPON 0 MATURITY 20260325	03/25/26	03/24/26	03/24/26	PURCHASE	50,000,000	16101		0		49,994,945	0
Starbird Funding Corp	03/04/26	03/03/26	03/03/26	PURCHASE	50,000,000	16101		0		49,994,945	0
Starbird Funding Corp	03/04/26	03/03/26	03/03/26	PURCHASE	50,000,000	16101		0		49,994,945	0
Starbird Funding Corp	03/04/26	03/03/26	03/03/26	PURCHASE	50,000,000	16101		0		49,994,945	0
Starbird Funding Corp	03/04/26	03/03/26	03/03/26	PURCHASE	50,000,000	16101		0		49,994,945	0
Starbird Funding Corp	03/04/26	03/03/26	03/03/26	PURCHASE	50,000,000	16101		0		49,994,945	0
Starbird Funding Corp	03/06/26	03/05/26	03/05/26	PURCHASE	50,000,000	16101		0		49,994,945	0
Starbird Funding Corp	03/06/26	03/05/26	03/05/26	PURCHASE	50,000,000	16101		0		49,994,945	0
Starbird Funding Corp	03/06/26	03/05/26	03/05/26	PURCHASE	50,000,000	16101		0		49,994,945	0
Starbird Funding Corp	03/06/26	03/05/26	03/05/26	PURCHASE	50,000,000	16101		0		49,994,945	0
Starbird Funding Corp	03/06/26	03/05/26	03/05/26	PURCHASE	50,000,000	16101		0		49,994,945	0
Starbird Funding Corp. CPABS4-2 20260326	03/26/26	03/25/26	03/25/26	PURCHASE	50,000,000	16101		0		49,994,945	0
Starbird Funding Corp. CPABS4-2 20260326	03/26/26	03/25/26	03/25/26	PURCHASE	50,000,000	16101		0		49,994,945	0
Starbird Funding Corp. CPABS4-2 20260326	03/26/26	03/25/26	03/25/26	PURCHASE	25,000,000	16101		0		24,997,472	0
Starbird Funding Corp. CPABS4-2 20260326	03/26/26	03/25/26	03/25/26	PURCHASE	50,000,000	16101		0		49,994,945	0
Starbird Funding Corp. CPABS4-2 20260327	03/27/26	03/26/26	03/26/26	PURCHASE	50,000,000	16101		0		49,994,945	0
Starbird Funding Corp. CPABS4-2 20260327	03/27/26	03/26/26	03/26/26	PURCHASE	50,000,000	16101		0		49,994,945	0
Starbird Funding Corp. CPABS4-2 20260330	03/30/26	03/27/26	03/27/26	PURCHASE	50,000,000	16101		0		49,984,834	0
Starbird Funding Corp. CPABS4-2 20260330	03/30/26	03/27/26	03/27/26	PURCHASE	50,000,000	16101		0		49,984,834	0
Starbird Funding Corp. CPABS4-2 20260330	03/30/26	03/27/26	03/27/26	PURCHASE	50,000,000	16101		0		49,984,834	0
Starbird Funding Corp. CPABS4-2 20260331	03/31/26	03/30/26	03/30/26	PURCHASE	50,000,000	16101		0		49,994,945	0
Starbird Funding Corp. CPABS4-2 20260331	03/31/26	03/30/26	03/30/26	PURCHASE	50,000,000	16101		0		49,994,945	0
Starbird Funding Corp. CPABS4-2 20260331	03/31/26	03/30/26	03/30/26	PURCHASE	50,000,000	16101		0		49,994,945	0
Starbird Funding Corp. CPABS4-2 20260331	03/31/26	03/30/26	03/30/26	PURCHASE	25,000,000	16101		0		24,997,472	0
Starbird Funding Corp. CPABS4-2 20260331	03/31/26	03/30/26	03/30/26	PURCHASE	50,000,000	16101		0		49,994,945	0
Starbird Funding Corp. CPABS4-2 20260331	03/31/26	03/30/26	03/30/26	PURCHASE	50,000,000	16101		0		49,994,945	0
Starbird Funding Corp. CPABS4-2 20260401	04/01/26	03/31/26	03/31/26	PURCHASE	50,000,000	16101		0		49,994,945	0
Starbird Funding Corp. CPABS4-2 20260401	04/01/26	03/31/26	03/31/26	PURCHASE	27,000,000	16101		0		26,997,270	0
Starbird Funding Corp. CPABS4-2 20260401	04/01/26	03/31/26	03/31/26	PURCHASE	50,000,000	16101		0		49,994,945	0
Starbird Funding Corp. CPABS4-2 20260401	04/01/26	03/31/26	03/31/26	PURCHASE	50,000,000	16101		0		49,994,945	0
Starbird Funding Corp. CPABS4-2 20260401	04/01/26	03/31/26	03/31/26	PURCHASE	50,000,000	16101		0		49,994,945	0
Starbird Funding Corp. CPABS4-2 20260401	04/01/26	03/31/26	03/31/26	PURCHASE	50,000,000	16101		0		49,994,945	0
Sumitomo Mitsui TruCDYAN	06/03/26	03/04/26	03/05/26	PURCHASE	50,000,000	16101		0		50,000,000	0
Sumitomo Mitsui TruCDYAN	06/03/26	03/04/26	03/05/26	PURCHASE	40,000,000	16101		0		40,000,000	0
Sumitomo Mitsui TruCDYAN	06/03/26	03/04/26	03/05/26	PURCHASE	50,000,000	16101		0		50,000,000	0
Sumitomo Mitsui TruCDYAN	06/10/26	03/10/26	03/11/26	PURCHASE	50,000,000	16101		0		50,000,000	0
Sumitomo Mitsui TruCDYAN	06/10/26	03/10/26	03/11/26	PURCHASE	5,000,000	16101		0		5,000,000	0
Sumitomo Mitsui TruCDYAN	06/10/26	03/10/26	03/11/26	PURCHASE	50,000,000	16101		0		50,000,000	0
Sumitomo Mitsui TruECD	06/15/26	03/11/26	03/13/26	PURCHASE	180,000,000	16101		0		180,000,000	0
THUNDER BAY FD L FLOATING COUPON 3.96000 MATURITY 20261221	12/21/26	03/10/26	03/10/26	PURCHASE	50,000,000	16101		0		50,000,000	0
Toronto Dominion Bank CP4-2 20270324	03/24/27	03/27/26	03/27/26	PURCHASE	50,000,000	16101		0		47,951,181	0
TOYOTA CRED PR FIXED COUPON 0 MATURITY 20261117	11/17/26	03/12/26	03/12/26	PURCHASE	45,000,000	16101		0		43,768,750	0
TOYOTA CRED PR FIXED COUPON 0 MATURITY 20261123	11/23/26	03/02/26	03/02/26	PURCHASE	15,000,000	16101		0		14,585,483	0
Truist Bank CD 20260601	06/01/26	03/31/26	03/31/26	PURCHASE	50,000,000	16101		0		50,000,000	0
Truist Bank CD 20260601	06/01/26	03/31/26	03/31/26	PURCHASE	50,000,000	16101		0		50,000,000	0
UNITEDHEALTH GRP FIXED COUPON 0 MATURITY 20260311	03/11/26	03/10/26	03/10/26	PURCHASE	10,000,000	16101		0		9,998,972	0
UNITEDHEALTH GRP FIXED COUPON 0 MATURITY 20260311	03/11/26	03/10/26	03/10/26	PURCHASE	50,000,000	16101		0		49,994,861	0
UNITEDHEALTH GRP FIXED COUPON 0 MATURITY 20260313	03/13/26	03/10/26	03/10/26	PURCHASE	20,000,000	16101		0		19,993,817	0
UNITEDHEALTH GRP FIXED COUPON 0 MATURITY 20260313	03/13/26	03/10/26	03/10/26	PURCHASE	50,000,000	16101		0		49,984,542	0
UNITEDHEALTH GRP FIXED COUPON 0 MATURITY 20260313	03/13/26	03/10/26	03/10/26	PURCHASE	50,000,000	16101		0		49,984,542	0
UNITEDHEALTH GRP FIXED COUPON 0 MATURITY 20260313	03/13/26	03/10/26	03/10/26	PURCHASE	50,000,000	16101		0		49,984,542	0
VICTORY REC FIXED COUPON 0 MATURITY 20260317	03/17/26	03/10/26	03/10/26	PURCHASE	50,000,000	16101		0		49,964,125	0
VICTORY REC FIXED COUPON 0 MATURITY 20260317	03/17/26	03/10/26	03/10/26	PURCHASE	50,000,000	16101		0		49,964,125	0
VICTORY REC FIXED COUPON 0 MATURITY 20260317	03/17/26	03/10/26	03/10/26	PURCHASE	50,000,000	16101		0		49,964,125	0
DREY-GVT CSH-I	08/01/54	02/06/26	02/06/26	SELL	2,290,799	16101		0		2,290,799	0
DREY-GVT CSH-I	08/01/54	02/09/26	02/09/26	SELL	719,781	16101		0		719,781	0
DREY-GVT CSH-I	08/01/54	02/11/26	02/11/26	SELL	5,046,677	16101		0		5,046,677	0
DREY-GVT CSH-I	08/01/54	02/17/26	02/17/26	SELL	2,266,541	16101		0		2,266,541	0
DREY-GVT CSH-I	08/01/54	02/20/26	02/20/26	SELL	2,880,912	16101		0		2,880,912	0
DREY-GVT CSH-I	08/01/54	02/24/26	02/24/26	SELL	3,184,845	16101		0		3,184,845	0
DREY-GVT CSH-I	08/01/54	02/26/26	02/26/26	SELL	3,009,096	16101		0		3,009,096	0
DREY-GVT CSH-I	08/01/54	03/05/26	03/05/26	SELL	12,077,382	16101		0		12,077,382	0
DREY-GVT CSH-I	08/01/54	03/11/26	03/11/26	SELL	994,965	16101		0		994,965	0
DREY-GVT CSH-I	08/01/54	03/12/26	03/12/26	SELL	3,163,056	16101		0		3,163,056	0
DREY-GVT CSH-I	08/01/54	03/16/26	03/16/26	SELL	1,873,363	16101		0		1,873,363	0
DREY-GVT CSH-I	08/01/54	03/25/26	03/25/26	SELL	1,940,909	16101		0		1,940,909	0
DREY-GVT CSH-I	08/01/54	03/26/26	03/26/26	SELL	2,584,518	16101		0		2,584,518	0
DREY-GVT CSH-I	08/01/54	03/30/26	03/30/26	SELL	2,068,199	16101		0		2,068,199	0
								0		324,700,013,787	0



1801 Hermitage Boulevard, Suite 100
Tallahassee, Florida 32308
(850) 488-4406

<https://prime.sbafla.com>

Our Mission

Our mission is to provide superior investment management and trust services by proactively and comprehensively managing risk and adhering to the highest ethical, fiduciary, and professional standards.

Federated Hermes



SECTION D

SECTION 1

D.P.R. Excavation, Inc.

8390 S US 301

Bushnell, FL 33513

Estimate

Date	Estimate #
4/10/2026	177

Name / Address
Bella Collina CDD 219 E Livingston St Orlando, FL 32801

			Project
Description	Qty	Rate	Total
West Vetta Dr. Drainage Improvements			
Install dog house manhole and P3 top		15,000.00	15,000.00
Install 280' of 30" HDPE pipe		45,000.00	45,000.00
Storm manhole #2		10,000.00	10,000.00
Mitered end section and rip rap		2,800.00	2,800.00
NOTE: Price includes backfill, removal of old curb, old asphalt and repairs to asphalt.			
NOTE: Not included Survey, locates, testing, compaction fees. No seeding or sod			
Total			\$72,800.00

Phone #	Fax #
352-793-1001	352-793-1003

SECTION 2

SECTION 3

*This item will be provided under
separate cover*